



Campaign Contributions By Tobacco Interests Quarterly Report: January 2002

These quarterly reports provide regular, detailed updates on the tobacco industry's soft money payments to the Democratic and Republican parties and its campaign contributions to candidates for federal office and sitting members of Congress. Each issue also provides additional information on the tobacco companies' political influence, including new analyses of the correlation between these payments and how members of the U.S. Congress vote on tobacco-related issues.

This report includes the most recent figures from the current election cycle (2001-2002) and the two previous election cycles. Since we are half way through the election cycle (which ends December 31, 2002), the contributions for the 2001-2002 cycle are obviously based on incomplete, partial-cycle data. All campaign contributions cited in this report are based on data released by the Federal Election Commission (FEC) on January 1, 2002. The Campaign for Tobacco-Free Kids, the American Heart Association and the American Lung Association will issue the next quarterly report on campaign contributions by tobacco interests in April 2002.

This report details many forms of contributions from tobacco interests, including:

- **Direct “hard money” contributions from political action committees (PACs) to elected officials and federal candidates.** Since current law prohibits corporations, such as the tobacco companies, from making direct contributions to political candidates out of their own corporate treasuries, the most direct way that tobacco companies contribute to federal candidates is through corporate-run PACs. Tobacco companies establish and administer these PACs in order to collect money from tobacco company executives, employees, and other individuals and committees wishing to promote the interests of the particular tobacco company or the tobacco industry. The tobacco PACs contribute directly to campaign committees in an effort to elect and defeat particular candidates. PAC contributions are referred to as “hard money” because they are regulated under federal election law, and candidates can use them for any legal campaign purpose. By law, PACs can contribute a maximum of \$5,000 per candidate per election (a candidate facing a primary and general election can receive up to \$10,000 from a PAC).
- **Unlimited “soft money” contributions to political parties and committees.** Companies get around the restrictions on hard money contributions by contributing “soft money” – unlimited donations that corporations, labor unions and individuals make to political parties. Corporations such as tobacco companies are permitted to make these soft money contributions directly from their corporate treasuries. Soft money donations include donations to the major party committees, as well as contributions to committees affiliated with the major parties, such as dinner committees. The parties in turn use the money to run ads or undertake other activities to influence elections.
- **Contributions to non-candidate committees, including the leadership PACs increasingly utilized by politicians seeking favor with their colleagues.** In addition to contributing directly to candidate committees, tobacco PACs also contribute to non-candidate committees, primarily leadership PACs established by Members of Congress. Politicians establish leadership PACs as

a way of raising money to help fund other candidates' campaigns. These leadership PACs have a dual purpose: they allow contributors, like tobacco companies, to give more money to candidates, and they allow Senators and Representatives who establish these PACs to increase their political influence and power by delivering hard-money campaign contributions to other federal candidates. Tobacco PACs also contribute to committees affiliated with the Democratic and Republican parties and non-party committees. PACs can give up to \$15,000 annually to any national party committee and \$5,000 annually to any other PAC.

In addition to releasing the most current contribution figures from tobacco companies and their PACs, the quarterly reports will also detail the ways in which the tobacco industry contributions appear to influence the political process, including examining the correlation between tobacco contributions and recent congressional votes.

Quarterly Highlights

- So far in the 2001-2002 election cycle (from January 1, 2001 to January 1, 2002) the tobacco industry has given \$3,036,195 in soft and PAC money to federal candidates, political parties and other political action committees.
- Tobacco companies, along with tobacco company executives and employees, have donated more than \$1.9 million in soft money to the Democratic and Republican parties in the 2001-2002 election cycle. More than 40 percent of these soft money donations came from Philip Morris.
- In the 2001-2002 election cycle to date, tobacco company PACs have donated \$721,624 directly to federal candidates, with 75 percent (\$544,074) of the total donations going to Republican candidates.
- So far in the 2001-2002 election cycle, tobacco PACs have donated more than \$375,000 to non-candidate committees, including Democratic and Republican party committees and leadership PACs established by individual members of Congress.
- Congress has not voted on any significant tobacco legislation this quarter.
- There is legislation pending in Congress to grant the U.S. Food and Drug Administration (FDA) authority to regulate tobacco products, including weak bills supported by Philip Morris, the nation's largest cigarette company, and opposed by the entire public health community. In the House, the main sponsor of the bill supported by Philip Morris is Rep. Tom Davis (R-VA), the chair of the National Republican Congressional Committee, which has received more than \$1.8 million in hard and soft money donations from the tobacco industry since 1999. In the Senate, the main sponsor of the FDA bill supported by Philip Morris is Senator Bill Frist (R-TN), head of the Republican National Senatorial Committee, which has received more than \$1.4 million in hard and soft money donations from the tobacco industry since 1999.
- Seventeen (17) members of Congress have sponsored the weak FDA bill introduced by Rep. Davis. A total of 110 members have sponsored a much stronger FDA bill introduced by Reps. Ganske (R-IA), Dingell (D-MI) and Waxman (D-CA), and supported by major U.S. public health groups. Since 1999, the sponsors of the Davis bill supported by Philip Morris have received, on average, 15 times as much money from the tobacco industry as the sponsors of the bill supported by the public health community (\$12,651 vs. \$812).

- Two (2) members of the Senate have co-sponsored the FDA regulation bill introduced by Sen. Frist. Seven (7) members have co-sponsored a much stronger FDA bill introduced by Sen. Harkin (D-IA). Since 1999, the sponsors of the Frist bill have not received any campaign contributions from the tobacco industry. In that same time period, the sponsors of the Harkin bill have received a total of \$500 in campaign contributions from the tobacco industry.

All of the figures for the 2001-2002 election cycle are based on incomplete, partial-cycle data released by the FEC on January 1, 2002, covering contributions keyed into the FEC database from January 1, 2001 to January 1, 2002.

Overview

Since 1997, tobacco interests have given more than \$19 million in political donations to federal candidates, national parties and non-party political action committees. Republican candidates and committees have received 82 percent of the tobacco industry's contributions (\$15,901,178) and Democratic candidates and committees have received 17 percent of the industry's contributions (\$3,268,474).

The overall total includes \$5.4 million in PAC money to federal candidates and \$12.5 million in soft money donations to political parties. Tobacco company PACs have also donated more than \$1.2 million to non-candidate committees since 1999, including party committees, leadership PACs and other non-party committees.

Contributions From Tobacco Interests								
Election Cycle	PAC Contributions to Federal Candidates		Soft Money to Parties		PAC Contributions to Non-Candidate Committees			Total
	Democrats	Republicans	Democrats	Republicans	Democratic	Republican	Other Non-party	
1997-1998	647,421	1,691,581	869,677	4,524,301	-	-	-	7,732,980
1999-2000	635,488	1,743,301	558,500	4,649,297	105,850	743,041	23,350	8,458,827
2001-2002*	175,050	544,074	228,988	1,709,883	47,500	295,700	32,500	3,033,695
Total	\$1,457,959	\$3,978,956	\$1,657,165	\$10,883,481	153,350	1,038,741	55,850	19,225,502

All of the figures for the 2001-2002 election cycle are based on incomplete, partial-cycle data released by the FEC on January 1, 2002.

'PAC Contributions to Federal Candidates' include contributions to Democratic and Republican candidates for federal office. The table does not reflect contributions to independent candidates, which total \$25,250 since 1997 (\$2,500 in the 2001-2002 election cycle). The total reflects donations from the political action committees established by tobacco companies only and do not include personal contributions made by tobacco company executives and employees.

'Soft Money to Parties' reflects contributions made by individuals associated with individual tobacco companies as well as contributions from the corporate treasuries of the tobacco companies.

'PAC Contributions to Non-Candidate Committees' include donations from the political action committees established by tobacco companies only and do not include personal contributions made by tobacco company executives and employees.

The totals for the Democratic and Republican committees include party committees (national committees, state committees, and fundraising committees) and non-party committees identified as leadership PACs.

The total for other non-party committees includes donations to non-party committees that are not identified as leadership PACs. Data for PAC contributions to non-candidate committees in the 1997-1998 election cycle are not available.

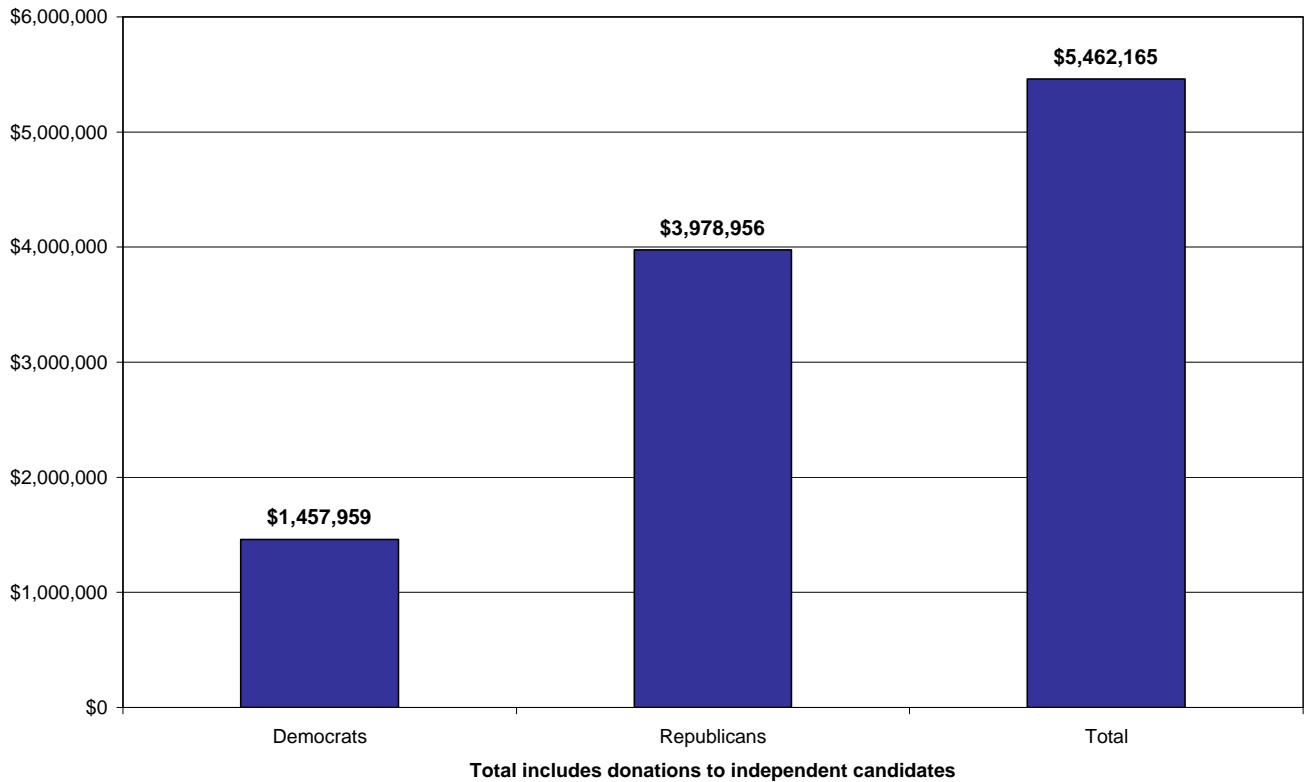
Tobacco PAC Money to Federal Candidates

Since 1997, the PACs established by tobacco companies to raise and spend money in an effort to elect and defeat candidates have contributed more than \$5.4 million to candidates for federal office. The totals for the individual tobacco companies are from their political action committees only and do not include personal contributions made by tobacco company executives and employees. These contributions do include PAC donations to sitting members of Congress as well as challengers and former members of Congress. Over 96 percent of the tobacco PAC donations made thus far in the 2001-2002 cycle have been to current members of Congress. So far in the 2001-2002 election cycle, these PACs have contributed more than \$721,000 to federal candidates, with Republican candidates receiving more than three times the amount of contributions as Democratic candidates (\$544,074 vs. \$175,050).

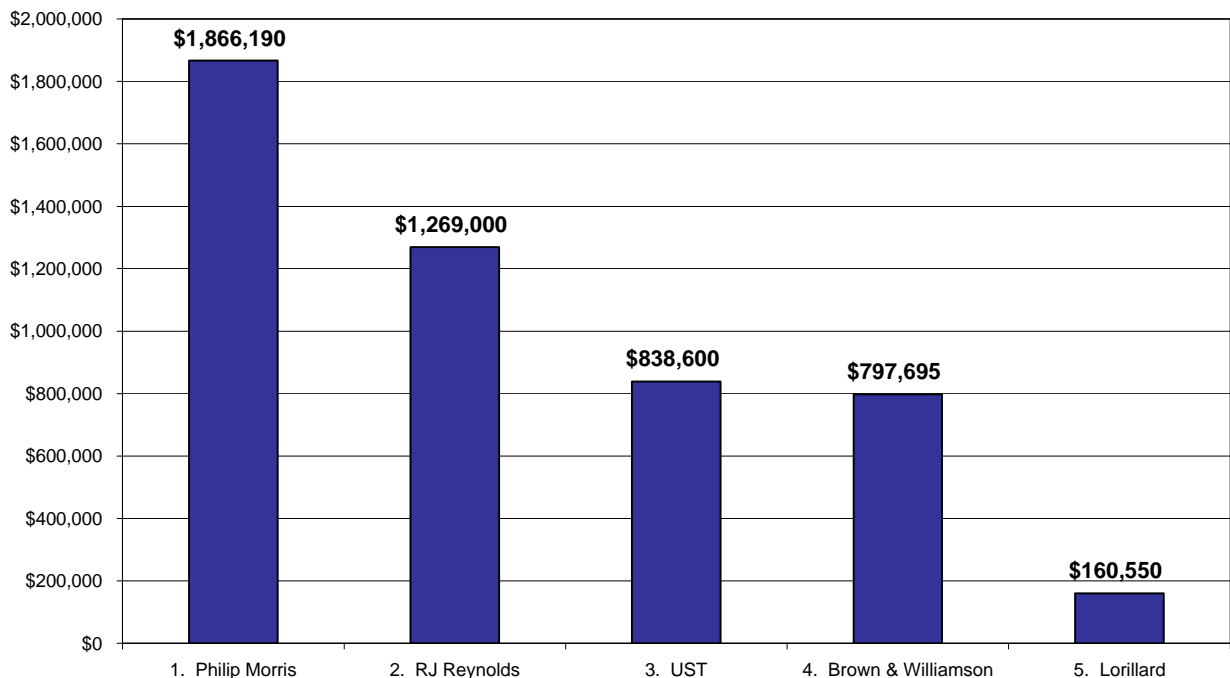
Current members of the House of Representatives have taken \$3.7 million in tobacco PAC contributions since 1997, including \$568,624 in the 2001-2002 election cycle. Current members of the Senate have taken \$655,422 in tobacco PAC contributions since 1997, including \$129,000 in the 2001-2002 election cycle. A detailed list of tobacco PAC contributions to all current members of Congress and individual challengers for federal office is available in the appendix to this report.

Top Tobacco PAC contributions to federal candidates January 1, 1997 – January 2, 2002 (partial cycle)				
TOBACCO PAC	2001-2002*	1999-2000	1997-1998	PAC Total
1. Philip Morris	\$205,000	\$867,157	\$794,033	\$1,866,190
2. RJ Reynolds	\$220,250	\$521,750	\$527,000	\$1,269,000
3. UST	\$138,500	\$352,750	\$347,350	\$838,600
4. Brown & Williamson	\$84,324	\$362,550	\$350,821	\$797,695
5. Lorillard	\$17,000	\$83,050	\$60,500	\$160,550
6. Pinkerton Tobacco	\$10,000	\$48,750	\$48,250	\$107,000
7. Swisher	\$18,500	\$44,000	\$34,000	\$96,500
8. Conwood Co.	\$12,500	\$45,955	\$31,500	\$89,955
9. Tobacco Institute		\$0	\$75,000	\$75,000
10. Dimon	\$2,000	\$23,500	\$16,000	\$41,500
11. Cigar Pac	\$4,550	\$19,974	\$15,200	\$39,724
12. Universal Leaf Tobacco Co.	\$8,000	\$11,800	\$9,000	\$28,800
13. American Wholesale Marketers Assn.	\$1,000	\$11,500	\$11,148	\$23,648
14. Smokeless Tobacco Council	\$0	\$1,803	\$10,700	\$12,503
15. Standard Commercial Tobacco Co.	\$0	\$5,000	\$6,000	\$11,000
16. Concerned Friends of Tobacco	\$0	\$2,000	\$3,000	\$5,000
Total	\$721,624	\$2,401,539	\$2,339,502	\$5,462,665
<i>* All of the figures for the 2001-2002 election cycle are based on incomplete, partial-cycle data released by the FEC on January 2, 2002. Table includes total contributions to Democratic, Republican, and independent federal candidates.</i>				

Tobacco PAC Contributions to Federal Candidates January 1, 1997 - January 1, 2002 (partial cycle)



Top Tobacco PAC Contributions to Federal Candidates January 1, 1997 - January 1, 2002 (partial cycle)



Tobacco Soft Money Totals

Over the years, the tobacco companies have embraced the soft money loophole in national campaign finance laws to contribute millions of dollars to the political parties. Since 1997, the tobacco industry has given \$12.5 million in soft money donations to the Democratic and Republican parties. Eighty-seven (87) percent of the soft money donations went to the Republican party (\$10,883,481) and 13 percent went to the Democratic party (\$1,657,165). The soft money totals reflect contributions made by individuals associated with individual tobacco companies as well as official company contributions.

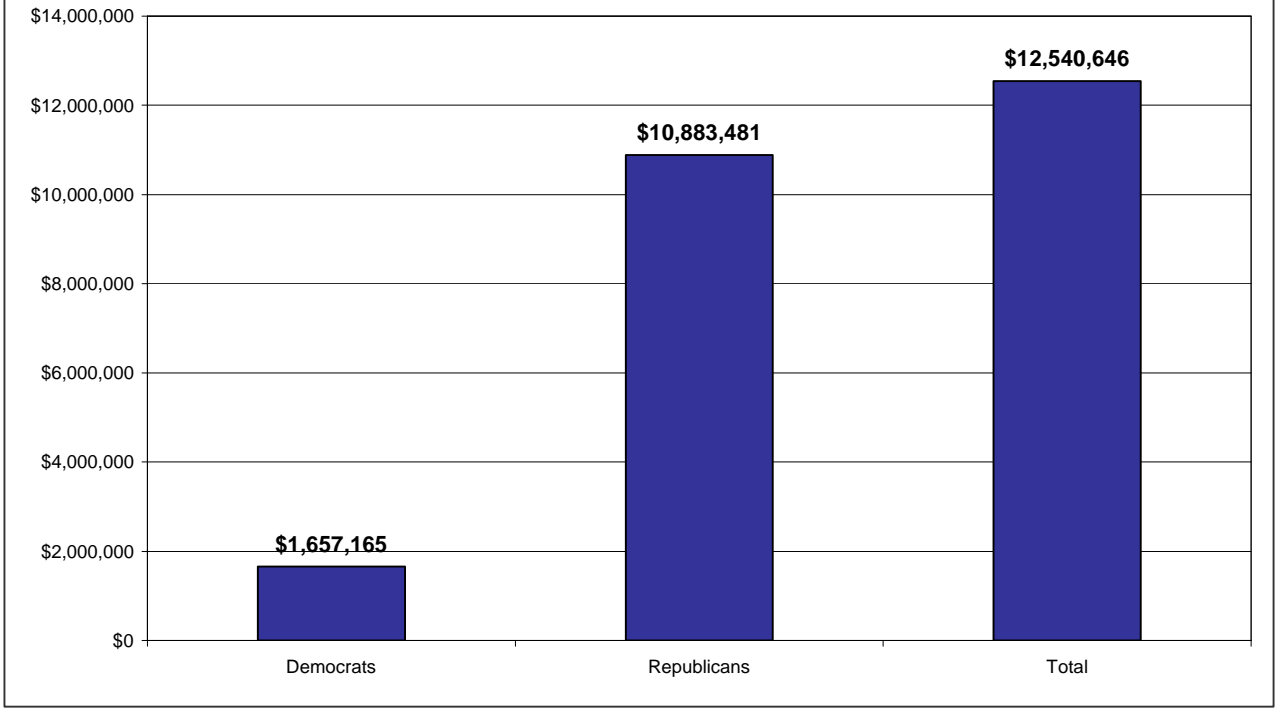
So far in the 2001-2002 election cycle, the tobacco industry has given more than \$1.9 million in soft money contributions – well over twice as much as the tobacco PACs have given in hard money.

Soft Money Contributions by Tobacco Interests January 1, 1997 – January 1, 2002 (partial cycle)				
	2001-2002*	1999-2000	1997-1998	Total
1. Philip Morris	\$839,217	\$2,373,040	\$2,436,378	\$5,648,635
2. US Tobacco Co.	\$385,329	\$1,041,570	\$404,865	\$1,831,764
3. RJ Reynolds	\$181,050	\$427,402	\$1,094,673	\$1,703,125
4. Brown & Williamson	\$102,064	\$609,080	\$564,250	\$1,275,394
5. Tobacco Institute	\$0	\$0	\$474,940	\$474,940
6. Lorillard	\$88,561	\$227,630	\$55,000	\$371,191
7. Swisher	\$78,350	\$203,025	\$62,500	\$343,875
8. Smokeless Tobacco Council	\$7,000	\$54,150	\$226,800	\$287,950
9. Conwood Company	\$77,300	\$119,150	\$58,572	\$255,022
10. Vector Group (formerly Brooke Group)	\$150,000	\$65,000	\$0	\$215,000
11. Universal Leaf Tobacco Co.	\$0	\$45,000	\$15,000	\$60,000
12. Cigar Association of America	\$30,000	\$35,150	\$1,000	\$66,150
13. American Wholesale Marketers	\$0	\$7,600	\$0	\$7,600
14. Pinkerton Tobacco	\$0	\$0	\$0	\$0
Total	\$1,938,871	\$5,207,797	\$5,393,978	\$12,540,646

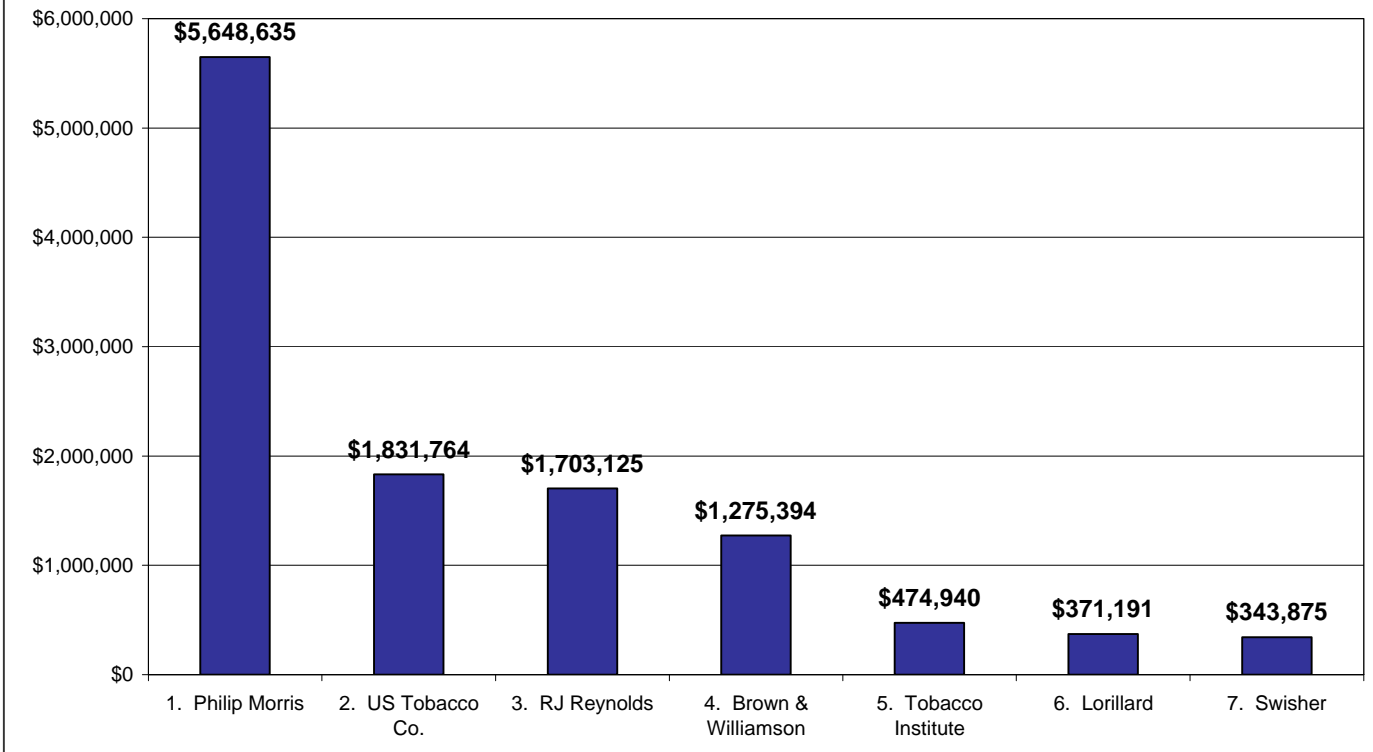
** All of the figures for the 2001-2002 election cycle are based on incomplete, partial-cycle data released by the FEC on Monday, January 1, 2002. Soft money numbers are from the Center for Responsive Politics (www.opensecrets.org) and Common Cause (www.commoncause.org). Soft money totals reflect contributions made by individuals associated with that organization as well as official company contributions.*

Philip Morris, the nation's largest tobacco company, has consistently been among the very largest soft money donors. Since 1997, Philip Morris's soft money contributions total more than \$5.6 million. Other tobacco companies have been major soft money contributors as well. Since 1997, U.S. Tobacco contributed \$1.8 million in soft money, R.J. Reynolds contributed more than \$1.7 million, and Brown & Williamson made soft money contributions totaling more than \$1.2 million.

Tobacco Soft Money Contributions By Party January 1, 1997 - January 1, 2002



Soft Money Contributions by Tobacco Interests January 1, 1997 - January 1, 2002 (partial cycle)



Tobacco Money to Major Party Committees

Since 1999, more than 90 percent of the total soft money contributions from tobacco interests were made to the major party committees. These major party committees are the Democratic Congressional Campaign Committee (DCCC), Democratic Senatorial Campaign Committee (DSCC), Democratic National Committee (DNC), National Republican Campaign Committee (NRCC), National Republican Senatorial Committee (NRSC), and the Republican National Committee (RNC). Tobacco interests, including tobacco companies, executives and employees, have donated more than \$6 million in soft money to the major party committees since 1999, with nearly 90 percent going to Republican party committees.

SOFT MONEY CONTRIBUTIONS TO PARTY COMMITTEES									
January 1, 1999 – January 1, 2002 (partial cycle)									
	DNC	DCCC	DSCC	Total Dems	NRCC	NRSC	RNC	Total Repubs	TOTAL
1. Philip Morris	\$0	\$201,000	\$150,988	\$351,988	\$714,428	\$726,358	\$1,393,648	\$2,834,434	\$3,186,422
2. UST	\$0	\$48,000	\$20,000	\$68,000	\$340,357	\$263,095	\$617,988	\$1,221,440	\$1,289,440
3. Brown and Williamson	\$0	\$20,000	\$0	\$20,000	\$139,950	\$145,700	\$285,494	\$571,144	\$591,144
4. RJ Reynolds	\$0	\$50,000	\$0	\$50,000	\$256,388	\$70,000	\$192,064	\$518,452	\$568,452
5. Lorillard	\$0	\$5,000	\$25,000	\$30,000	\$87,500	\$37,500	\$141,191	\$266,191	\$296,191
6. Vector Group (formally Brooke Group)	\$0	\$25,000	\$165,000	\$190,000	\$25,000	\$0	\$0	\$25,000	\$215,000
7. Swisher	\$0	\$72,500	\$0	\$72,500	\$25,350	\$50,000	\$30,250	\$105,600	\$178,100
8. Conwood Company	\$0	\$0	\$0	\$0	\$88,800	\$77,650	\$0	\$166,450	\$166,450
9. Cigar Association of America	\$0	\$0	\$0	\$0	\$29,000	\$25,000	\$11,150	\$65,150	\$65,150
10. Smokeless Tobacco Council	\$0	\$5,000	\$0	\$5,000	\$38,150	\$0	\$8,000	\$46,150	\$51,150
11. Universal Leaf	\$0	\$0	\$0	\$0	\$20,000	\$0	\$0	\$20,000	\$20,000
12. American Wholesale Marketers	\$0	\$0	\$0	\$0	\$7,100	\$0	\$500	\$7,600	\$7,600
13. Pinkerton Tobacco Company	\$0	\$0	\$0	\$0	\$0	\$0	\$0	\$0	\$0
TOTAL	\$0	\$426,500	\$360,988	\$787,488	\$1,772,023	\$1,395,303	\$2,680,285	\$5,847,611	\$6,635,099

Totals include full data for the 1999-2000 cycle and partial data for the 2001-2002 election cycle (based on data released by the FEC on January 1, 2002).

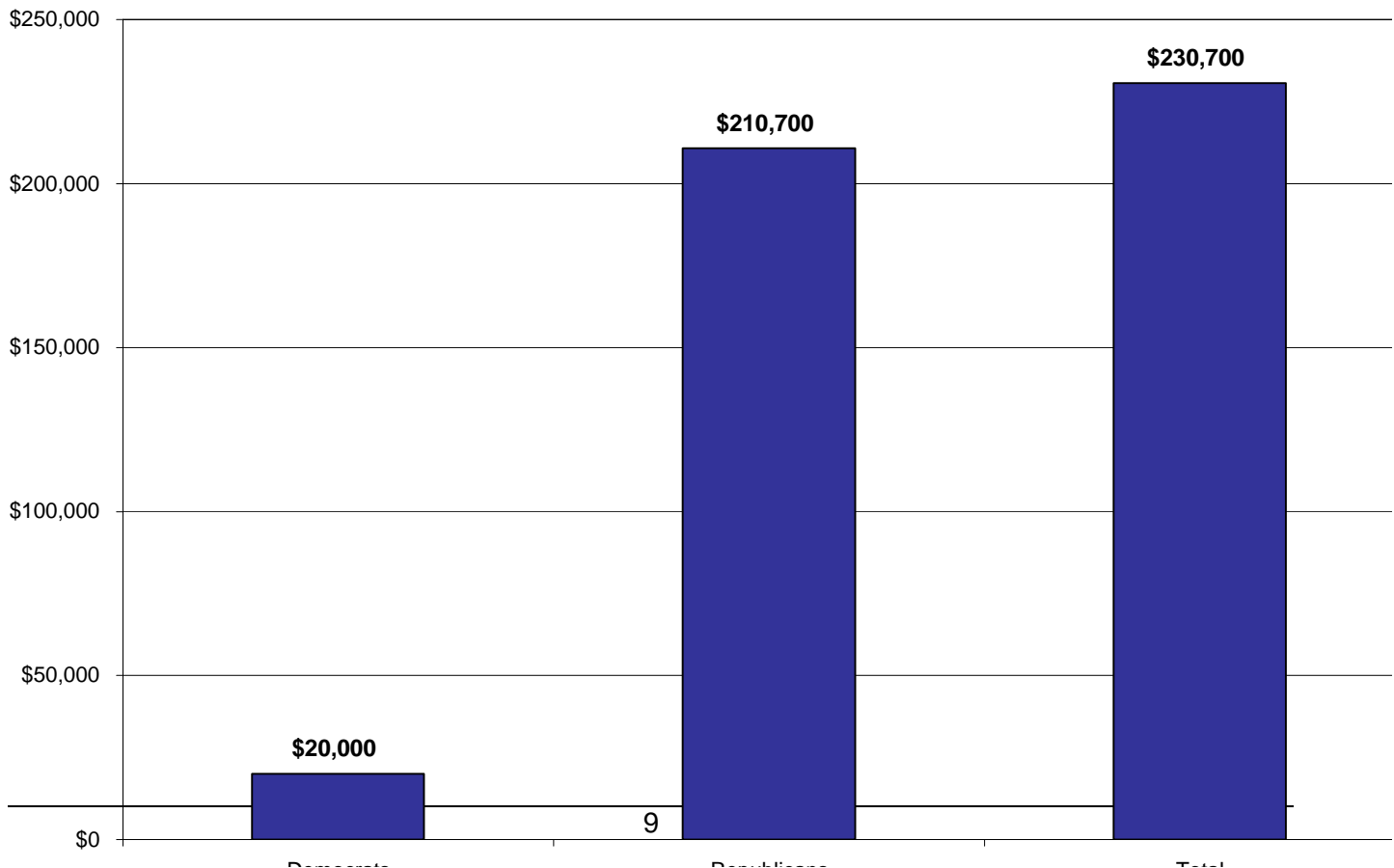
Tobacco interests also donate a significant amount of hard dollars to the major party committees through PAC contributions. Tobacco PACs have donated \$51,700 to Republican party committees in the 2001-2002 election cycle (\$8,700 to the NRCC and \$43,000 to the NRSC). The tobacco company totals in the following table are from their political action committees only and do not include personal contributions made by tobacco company executives and employees. As of data released by the FEC on January 1, 2002, there were no contributions from tobacco PACs to Democratic committees in the 2001-2002 election cycle.

TOBACCO PAC CONTRIBUTIONS TO PARTY COMMITTEES
January 1, 1999 – January 1, 2002 (partial cycle)

TOBACCO PAC	DNC	DCCC	DSCC	Total Dem	RNC	NRCC	NRSC	Total Repub	TOTAL
1. Philip Morris	\$0	\$7,500	\$7,500	\$15,000	\$0	\$15,000	\$23,000	\$38,000	\$53,000
2. UST	\$0	\$0	\$0	\$0	\$15,000	\$10,000	\$20,000	\$45,000	\$45,000
3. Brown & Williamson	\$0	\$0	\$5,000	\$5,000	\$15,000	\$2,000	\$15,000	\$32,000	\$37,000
4. RJ Reynolds	\$0	\$0	\$0	\$0	\$5,000	\$15,000	\$15,000	\$35,000	\$35,000
5. American Wholesale Marketers Association	\$0	\$0	\$0	\$0	\$500	\$24,200	\$0	\$24,700	\$24,700
6. Universal Leaf	\$0	\$0	\$0	\$0	\$15,000	\$0	\$0	\$15,000	\$15,000
7. Asworth Corporation	\$0	\$0	\$0	\$0	\$0	\$7,500	\$5,000	\$12,500	\$12,500
8. Lorillard	\$0	\$0	\$0	\$0	\$0	\$0	\$5,000	\$5,000	\$5,000
9. Dimon	\$0	\$0	\$0	\$0	\$0	\$2,000	\$0	\$2,000	\$2,000
10. Swisher	\$0	\$0	\$0	\$0	\$0	\$1,500	\$0	\$1,500	\$1,500
11. Cigar-PAC	\$0	\$0	\$0	\$0	\$0	\$0	\$0	\$0	\$0
12. Pinkerton Tobacco	\$0	\$0	\$0	\$0	\$0	\$0	\$0	\$0	\$0
13. Smokeless Tobacco Council	\$0	\$0	\$0	\$0	\$0	\$0	\$0	\$0	\$0
Total	\$0	\$7,500	\$12,500	\$20,000	\$50,500	\$77,200	\$83,000	\$210,700	\$230,700

Totals include full data for the 1999-2000 cycle and partial data for the 2001-2002 election cycle (based on data released by the FEC on January 1, 2002).

Tobacco PAC Contributions To Party Committees
January 1, 1999 - January 1, 2002 (partial cycle)



Tobacco Money to Leadership PACs

Members of Congress frequently establish PACs separate from their own re-election committees. While these PACs are designated as non-party committees by the FEC, members use these committees, commonly referred to as leadership PACs, to donate hard-money campaign contributions to other federal candidates.

For the purpose of this analysis, we define leadership PACs as those so identified by non-partisan organizations who track money in politics (such as the Center For Responsive Politics, Common Cause and Political Money Line) or other public information sources (such as articles in Roll Call, National Journal, and other publications). These PACs may be affiliated with an individual Member of Congress or a group of members with a common agenda. Although a leadership PAC may be tied to a particular political party or chamber of Congress, these PACs can donate to any federal candidate or committee.

Since 1999, tobacco company PACs have donated over \$900,000 to leadership PACs. The totals for the individual tobacco companies are from their political action committees only and do not include personal contributions made by tobacco company executives and employees. So far in the 2001-2002 election cycle, tobacco PACs have contributed \$283,500 to leadership PACs (\$47,500 to Democratic PACs and \$236,000 to Republican PACs).

CONTRIBUTIONS TO LEADERSHIP PACS			
January 1, 1999 – January 1, 2002 (partial cycle)			
TOBACCO PAC	Democratic	Republican	Total
1. UST	\$54,000	\$192,500	\$246,500
2. RJ Reynolds	\$23,500	\$188,500	\$212,000
3. Philip Morris	\$19,500	\$159,000	\$178,500
4. Brown & Williamson	\$1,000	\$154,000	\$155,000
5. Swisher	\$21,000	\$47,000	\$68,000
6. American Wholesale Marketers Association	\$6,000	\$3,000	\$9,000
7. Cigar-PAC	\$500	\$8,050	\$8,550
8. Lorillard	\$3,500	\$5,000	\$8,500
9. Asworth Corporation	\$3,000	\$4,500	\$7,500
10. Universal Leaf Tobacco Company	\$0	\$6,000	\$6,000
11. Dimon	\$0	\$2,000	\$2,000
12. Smokeless Tobacco Council	\$0	\$491	\$491
13. Pinkerton Tobacco	\$0	\$0	\$0
Total	\$132,000	\$770,041	\$902,041
<i>Totals include full data for the 1999-2000 cycle and partial data for the 2001-2002 election cycle (based on data released by the FEC on January 1, 2002).</i>			

Tobacco companies have seized the opportunity presented by leadership PACs to solidify and extend their influence. For example, since 1999, tobacco interests have given \$50,000 to the New Republican Majority Fund of Senate Majority Leader Trent Lott (R-MS), \$64,500 to House Majority Whip Tom DeLay's (R-TX) Americans for a Republican Majority and \$70,500 to The Freedom Project, the leadership PAC of Representative John Boehner (R-OH), chair of the Education and Workforce Committee.

Recipients of Tobacco PAC Contributions Among Congressional Leadership PACs January 1, 1999 – January 1, 2002 (partial cycle)			
1. The Freedom Project	John Boehner	(R-OH)	\$70,500
2. Republican Majority Fund	Don Nickles	(R-OK)	\$67,991
3. Americans For A Republican Majority	Tom Delay	(R-TX)	\$64,500
4. Majority Leader's Fund	Dick Armey	(R-TX)	\$55,000
5. Blue Dog PAC	Collin Peterson	(D-MN)	\$52,000
6. New Republican Majority Fund	Trent Lott	(R-MS)	\$50,000
7. Committee For The Preservation Of Capitalism	Jim McCrery	(R-LA)	\$47,500
8. Bluegrass Committee	Mitch McConnell	(R-KY)	\$47,000
9. Next Century Fund	Walter Jones	(R-NC)	\$40,500
10. Common Sense Leadership Fund	Saxby Chambliss	(R-GA)	\$37,000
11. Bayou Leader PAC	Billy Tauzin	(R-LA)	\$36,500
12. Leadership PAC 2002	Mike Oxley	(R-OH)	\$34,300
13. American Success PAC	David Dreier	(R-CA)	\$33,000
14. Rely On Your Beliefs Fund	Roy Blunt	(R-MO)	\$27,000
15. AMERIPAC: The Fund For A Greater America	Steny Hoyer	(D-MD)	\$23,500
16. American Renewal PAC	JC Watts	(R-OK)	\$17,250
17. Alliance For The West	Larry E. Craig	(R-ID)	\$15,500
18. Fund For A Responsible Future	Thomas Bliley	(R-VA)	\$14,000
19. Fund For A Free Market America	Philip Crane	(R-IL)	\$12,500
20. Lone Star Fund	Martin Frost	(D-TX)	\$11,000
21. Federal Victory Fund	Tom Davis	(R-VA)	\$11,000
22. 21st Century Majority Fund	Johnny Isakson	(R-GA)	\$10,000
23. Promoting Republicans You Can Elect Project	Deborah Pryce	(R-OH)	\$9,500
24. America's Foundation	Rick Santorum	(R-PA)	\$9,000
25. Future Leaders PAC	Jerry Lewis	(R-CA)	\$8,500
– Continued on next page –			
<i>Totals include full data for the 1999-2000 cycle and partial data for the 2001-2002 election cycle (based on data released by the FEC on January 1, 2002).</i>			

Recipients of Tobacco PAC Contributions Among Congressional Leadership PACs January 1, 1999 – January 1, 2002 (partial cycle)			
– Continued from previous page –			
26. National Leadership PAC	Charles B. Rangel	(D-NY)	\$8,000
27. Leadership 21	John Tanner	(D-TN)	\$8,000
28. Sandhills PAC	Chuck Hagel	(R-NE)	\$6,000
29. Searchlight Leadership Fund	Harry Reid	(D-NV)	\$6,000
30. American Dream PAC	Henry Bonilla	(R-TX)	\$5,250
31. Citizens for a Competitive America	Ernest Hollings	(D-SC)	\$6,000
32. Conservative National Committee	Bill Thomas	(R-CA)	\$1,000
33. Gumbo PAC	Chris John	(D-LA)	\$5,000
34. Together for our Majority PAC	Tom Reynolds	(R-NY)	\$5,000
35. Vision For America PAC	Tillie Fowler	(R-FL)	\$5,000
36. Senate Victory Fund PAC	Thad Cochran	(R-MS)	\$4,000
37. CAT PAC	John Doolittle	(R-CA)	\$3,000
38. Pioneer PAC	John Kasich	(R-OH)	\$3,000
39. CAMPAC	Dave Camp	(R-MI)	\$2,500
40. Congressional Black Caucus PAC	Various members		\$2,500
41. Midnight Sun PAC	Don Young	(R-AK)	\$2,500
42. Rhode Island PAC	Patrick Kennedy	(D-RI)	\$2,000
43. Committee For Southwest Virginia	Rick Boucher	(D-VA)	\$2,000
44. Defend America PAC	Richard Shelby	(R-AL)	\$2,000
45. Good Government For America	Paul Coverdell	(R-GA)	\$2,000
46. Nebraska Leadership PAC	Ben Nelson	(D-NE)	\$2,000
47. Victory PAC	Bill Young	(R-FL)	\$1,500
48. Building Our Leadership Diversity PAC	Joe Baca	(D-CA)	\$1,000
49. Keep Our Majority PAC	Dennis Hastert	(R-IL)	\$1,000
50. Mainstream America PAC	John Breaux	(D-LA)	\$1,000
51. New Democrat Network	Various members		\$1,000
52. Ohio's Star 17 PAC	Mike DeWine	(R-OH)	\$1,000
53. Pastor's PAC	Ed Pastor	(D-AZ)	\$1,000
54. People For Enterprise, Trade And Economic Growth (PETE PAC)	Pete Sessions	(R-TX)	\$1,000
55. Value In Electing Women PAC	Deborah Pryce	(R-OH)	\$1,000
56. Congressional Majority Committee	Bill Thompson	(R-CA)	\$5,000
57. Washington Fund	Jennifer Dunn	(R-WA)	\$250
Total			\$902,041
<i>Totals include full data for the 1999-2000 cycle and partial data for the 2001-2002 election cycle (based on data released by the FEC on January 1, 2002).</i>			

Tobacco Money to Other Non-Party Committees

Since 1999, tobacco company PACs have donated \$55,850 to non-party committees that are not identified as leadership PACs.

Recipients of PAC Money From Tobacco PACs Among Other Non-Party Committees January 1, 1999 – January 1, 2002 (partial cycle)	
Kraft Foods North America	\$14,500
Stimson Lane Ltd PAC	\$9,500
National Association of Convenience Stores PAC	\$8,350
American Meat Institute PAC	\$5,000
Grocery Manufacturers of America PAC	\$5,000
PAC '96	\$2,500
Smokeless Tobacco Council	\$2,500
Lease PAC	\$2,000
National Business Aviation Association	\$2,000
American Frozen Food Institute	\$1,000
Education and Technology PAC	\$1,000
Recording Industry Association	\$1,000
Trustmark Insurance Company PAC	\$1,000
Hudson Valley Victory Fund	\$500
Total	\$55,850

Since 1999, Philip Morris's contributions to other non-party committees total \$30,000. Other tobacco companies have contributed to non-party committees as well. Since 1999, R.J. Reynolds has contributed \$4,500, U.S. Tobacco has contributed \$10,500, and Brown & Williamson has contributed \$8,000 to other non-party committees.

Tobacco Money and Tobacco Votes

It is difficult to demonstrate links between political contributions and legislative outcomes. However, several past congressional votes reveal a clear relationship between tobacco money and tobacco votes:

- In June 2000, the U.S. House of Representatives voted twice on whether to fund the U.S. Department of Justice lawsuit against the tobacco companies. On the first vote (June 19), the 207 House Members who voted to block funding for the lawsuit had taken, on average, five times as much tobacco PAC money in the previous two election cycles as the 197 who voted to continue funding (\$9,712 vs. \$1,750). On a subsequent vote (June 23), the 183 Members who voted to cut off funding had taken, on average, nearly seven times as much tobacco PAC money in the previous two cycles as the 215 Members who supported funding for the lawsuit (\$10,715 vs. \$1,539).
- The tobacco industry's biggest victory over public health policy was the June 1998 defeat in the U.S. Senate of comprehensive tobacco legislation sponsored by Senator John McCain (R-AZ). The bill was defeated by filibuster on June 17, 1998, three votes shy of the 60 votes necessary to end the filibuster. The 42 senators who voted to kill the McCain bill received, on average, nearly four times as much money from the tobacco industry in the two years before their last election as the 57 senators who supported the bill (\$17,902 vs. \$4,810, with one senator not voting).
- In 1997, the House and Senate voted on funding for enforcement of the FDA's initiative to prevent illegal tobacco sales to minors. In the Senate (September 3), the 28 senators who voted against funding for compliance checks received, on average, more than two and a half times the tobacco PAC contributions in the two years before their last election as the 70 senators who supported the funding (\$17,651 vs. \$6,840). In the House (July 24), the 248 Members voting against the funding had taken, on average, nearly five times as much tobacco PAC money in the previous cycle as the 177 Members who voted to fund the compliance checks (\$5,636 vs. \$1,142).

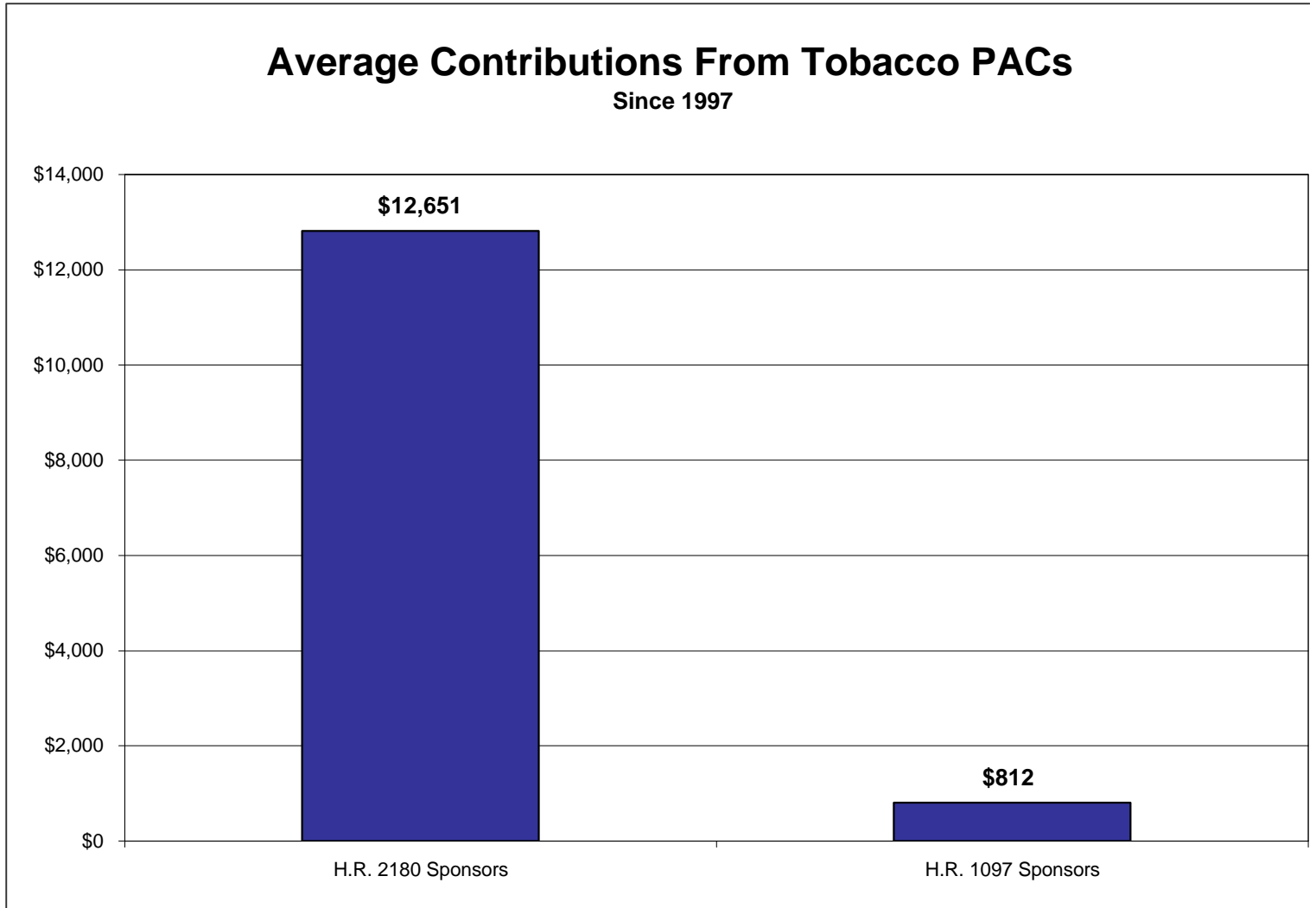
There have been no significant votes on tobacco policy since the October quarterly report. There is legislation pending in Congress to grant the U.S. Food and Drug Administration (FDA) authority to regulate tobacco products, including weak bills supported by Philip Morris, the nation's largest tobacco company, and opposed by every major public health organization.

In the Senate, the main sponsor of the weak FDA bill is Senator Bill Frist (R-TN). While Sen. Frist has not accepted any tobacco PAC contributions for his re-election campaign, the Republican National Senatorial Committee, which Senator Frist has chaired since 2000, has accepted more than \$1.4 million dollars (hard and soft money contributions) from the tobacco industry since 1999. In the House, the main sponsor of the bill supported by Philip Morris is Rep. Tom Davis (R-VA). Since 1999, Rep. Davis has accepted more than \$6,000 in tobacco PAC contributions for his re-election campaign. More importantly, as the chair of the National Republican Congressional Committee, Davis helped raise more than \$1.8 million dollars (hard and soft money contributions) from the tobacco industry since 1999.

There are currently 17 members of the House who have sponsored H.R. 2180, the weak FDA regulation bill supported by Philip Morris and introduced by Rep. Davis. Public health groups support H.R. 1097, a bill introduced by Reps. Greg Ganske (R-IA), John Dingell (D-MI) and Henry Waxman (D-CA) that would grant the FDA meaningful, effective authority to regulate tobacco products.

Altogether, the 17 representatives who are sponsoring the Davis bill have received \$215,075 in tobacco campaign contributions since 1997, including \$106,500 from Philip Morris. Since 1997, the same 17 received, on average, 15 times as much money from the tobacco industry as the 110 representatives who are sponsoring the bill supported by the public health community (\$12,651 vs. \$812).

The three senators who are sponsoring the Frist bill have not received any tobacco industry contributions since 1999. The eight senators who are sponsoring the Harkin bill have received a total of \$500 from the tobacco industry in the same time period.



Additional Resources

- The Federal Election Commission (FEC) <http://www.fec.gov>. The FEC is the main source of federal campaign finance data. Information on donations to and from candidate committees, official corporate political action committees (PACs), individual donations, soft money contributions, and political party committees is available through the FEC web site and the Washington DC office. Some state level data is available through the FEC at <http://www.fec.gov/pubrec/cfsdd.htm>. The combined federal/state disclosure and election directory identifies organizations and individuals at the state and national level who have a responsibility to disclose information on money in politics.
- Common Cause (<http://www.commoncause.org>) is an independent non-profit advocacy organization that focuses on campaign finance reform. Data available through Common Cause include congressional member profiles with PAC contributions and soft money donations searchable by party, donor, and industry. Common Cause also provides select information on state level campaign finance issues.
- The Center for Responsive Politics (<http://www.opensecrets.org>) is a non-partisan, non-profit research group that tracks money in politics and its effect on elections and public policy. This web page includes most of the data available at the FEC but in a more user friendly format. Searches can be done by industry (<http://www.opensecrets.org/industries/index.asp>), candidate, contributor, soft money, and political party. The Center for Responsive Politics also does industry and donor ranks. Select state level and lobbying information is also available.
- The Campaign for Tobacco Free Kids / Common Cause March 2001 report "Buying Influence - Selling Death Report" explains how the tobacco industry's campaign contributions harm public health (<http://tobaccofreekids.org/reports/influence/>).
- Public Citizen (www.citizen.org/tobacco) has a variety of tobacco related information available through its internal search engine. Available information includes lobbying statistics as well as background information on campaign finance reform.
- Campaign Finance Information Center (www.campaignfinance.org) provides a searchable database and links to state level campaign finance information. The Center has information on most states and some federal data is available.
- University of California - San Francisco web site contains state reports on tobacco industry political activity, (<http://www.library.ucsf.edu/tobacco/state.html>) that provide an in-depth look at the tobacco industry's political activities and the influence on state level policies.
- National Institute on Money in State Politics (<http://www.followthemoney.org/>) is another database of state level campaign finance data. States are searchable by candidate or contributor.
- Americans4Reform (www.americans4reform.com) is a bipartisan coalition of organizations working for passage of meaningful campaign finance reform in Congress that ban soft money.

Tobacco PAC Contributions to Members of Congress

January 1, 1995 through January 1, 2002

			1995-96	1997-98	1999-2000	2001-2002	<u>Total 97-01</u>
Alaska							
Senator							
	Murkowski, Frank	R	\$1,000	\$6,166	\$0	\$0	\$6,166
	Stevens, Ted	R	\$0	\$0	\$0	\$1,000	\$1,000
Representative							
	Young, Don	R	\$6,500	\$8,000	\$5,000	\$0	\$13,000
Alabama							
Senator							
	Sessions, Jeff	R	\$1,000	-\$1,000	\$0	\$0	-\$1,000
	Shelby, Richard	R	\$10,000	\$14,166	\$0	\$0	\$14,166
Representative							
	1 Callahan, Sonny	R	\$0	\$0	\$500	\$0	\$500
	2 Everett, Terry	R	\$3,000	\$0	\$1,000	\$500	\$1,500
	3 Riley, Bob	R	\$10,000	\$17,500	\$10,000	\$500	\$28,000
	4 Aderholt, Robert	R	\$2,500	\$20,500	\$12,000	\$1,750	\$34,250
	5 Cramer, Robert	D	\$1,000	\$1,500	\$10,500	\$3,000	\$15,000
	6 Bachus, Spencer	R	\$500	\$1,000	\$1,000	\$0	\$2,000
	7 Hilliard, Earl	D	\$5,000	\$11,500	\$9,500	\$3,500	\$24,500
Arkansas							
Senator							
	Hutchinson, Tim	R	\$500	\$1,000	\$17,312	\$25,000	\$43,312
	Lincoln, Blanche	D	\$2,500	\$0	\$1,000	\$0	\$1,000
Representative							
	1 Berry, Marion ²	D	\$0	\$0	\$0	\$1,000	\$1,000
	2 Snyder, Vic ²	D	\$0	\$0	\$0	\$0	\$0
	4 Ross, Michael	D	\$0	\$0	\$0	\$1,000	\$1,000
Arizona							
Senator							
	Kyl, Jon	R	\$0	\$0	\$2,000	\$0	\$2,000
	McCain, John ¹	R	\$0	\$0	\$0	\$0	\$0
Representative							
	1 Flake, Jeff	R	\$0	\$0	\$0	\$0	\$0
	2 Pastor, Ed ²	D	\$6,000	\$0	\$0	\$0	\$0
	3 Stump, Bob	R	\$2,500	\$3,000	\$750	\$0	\$3,750
	4 Shadegg, John	R	\$3,000	\$0	\$0	\$0	\$0
	5 Kolbe, Jim	R	\$1,500	\$2,000	\$300	\$0	\$2,300
	6 Hayworth, J.D.	R	\$16,000	-\$500	\$0	\$0	-\$500
California							
Senator							
	Boxer, Barbara ¹	D	\$0	\$0	\$0	\$0	\$0
	Feinstein, Dianne ¹	D	\$0	\$0	\$0	\$0	\$0
Representative							
	1 Thompson, Mike ²	D	\$0	\$0	\$5,000	\$1,500	\$6,500
	2 Herger, Wally	R	\$7,000	\$7,500	\$8,500	\$3,500	\$19,500
	3 Ose, Doug ²	R	\$0	\$0	\$0	-\$1,000	-\$1,000
	4 Doolittle, John	R	\$0	\$0	\$0	\$0	\$0

¹ Returning Senator who supported the McCain comprehensive tobacco prevention bill.

² Returning Member of Congress who supported continued funding for the Department of Justice lawsuit against the tobacco industry.

California cont.		1995-96	1997-98	1999-2000	2001-2002	Total 97-01
5 Matsui, Robert ²	D	\$0	\$0	\$0	\$0	\$0
6 Woolsey, Lynn ²	D	\$0	\$0	\$0	\$0	\$0
7 Miller, George ²	D	\$0	\$0	\$0	\$0	\$0
8 Pelosi, Nancy ²	D	\$0	\$0	\$0	\$0	\$0
9 Lee, Barbara ²	D	\$0	\$0	\$0	\$0	\$0
10 Tauscher, Ellen ²	D	\$0	\$0	\$0	\$0	\$0
11 Pombo, Richard	R	\$5,500	\$7,000	\$8,500	\$1,500	\$17,000
12 Lantos, Tom ²	D	\$0	\$0	\$0	\$0	\$0
13 Stark, Fortney ²	D	\$0	\$0	\$0	\$0	\$0
14 Eshoo, Anna ²	D	\$0	\$0	\$0	\$0	\$0
15 Honda, Michael	D	\$0	\$0	\$0	\$0	\$0
16 Lofgren, Zoe ²	D	\$0	\$0	\$0	\$0	\$0
17 Farr, Sam ²	D	\$0	\$0	\$0	\$0	\$0
18 Condit, Gary	D	\$8,750	\$3,500	\$0	\$500	\$4,000
19 Radanovich, George	R	\$6,500	\$2,500	\$8,000	\$3,000	\$13,500
20 Dooley, Calvin ²	D	\$6,299	\$5,500	\$7,000	\$2,000	\$14,500
21 Thomas, William	R	\$7,000	\$8,500	\$10,000	\$1,000	\$19,500
22 Capps, Lois ²	D	\$0	\$0	\$0	\$0	\$0
23 Gallegly, Elton ²	R	\$0	\$500	\$0	\$0	\$500
24 Sherman, Brad ²	D	\$0	\$0	\$0	\$0	\$0
25 McKeon, Howard ²	R	\$0	\$0	\$0	\$0	\$0
26 Berman, Howard	D	\$0	\$0	\$0	\$0	\$0
27 Schiff, Adam	D	\$0	\$0	\$0	\$0	\$0
28 Dreier, David	R	\$2,000	\$0	\$3,000	\$0	\$3,000
29 Waxman, Henry ²	D	\$0	\$0	\$0	\$0	\$0
30 Becerra, Xavier ²	D	\$0	\$4,500	\$1,000	\$500	\$6,000
31 Solis, Hilda	D	\$0	\$0	\$0	\$0	\$0
32 Watson, Diane E.	D	\$0	\$0	\$0	\$0	\$0
33 Roybal-Allard, Lucille	D	\$0	\$0	\$0	\$0	\$0
34 Napolitano, Grace ²	D	\$0	\$0	\$500	\$500	\$1,000
35 Waters, Maxine ²	D	\$0	\$0	\$0	\$0	\$0
36 Harman, Jane	D	\$0	\$0	\$0	\$0	\$0
37 Millender-McDonald, Juanita ²	D	\$0	\$500	\$500	\$0	\$1,000
38 Horn, Stephen ²	R	\$0	\$0	\$0	\$0	\$0
39 Royce, Edward ²	R	\$2,500	\$2,000	\$2,000	\$0	\$4,000
40 Lewis, Jerry	R	\$6,000	\$5,000	\$4,500	\$0	\$9,500
41 Miller, Gary	R	\$0	\$8,000	\$14,000	\$3,500	\$25,500
42 Baca, Joe	D	\$0	\$3,050	\$28,348	\$4,000	\$35,398
43 Calvert, Ken ²	R	\$4,000	\$6,500	\$4,500	\$1,000	\$12,000
44 Bono, Mary ²	R	\$0	\$0	\$0	\$0	\$0
45 Rohrabacher, Dana	R	\$1,500	\$2,000	\$0	\$0	\$2,000
46 Sanchez, Loretta ²	D	\$0	\$3,000	\$3,500	\$1,500	\$8,000
47 Cox, Christopher	R	\$5,000	\$6,500	\$3,000	\$1,000	\$10,500
48 Issa, Darrell	R	\$0	\$0	\$6,000	\$500	\$6,500
49 Davis, Susan	D	\$0	\$0	\$0	\$0	\$0

¹ Returning Senator who supported the McCain comprehensive tobacco prevention bill.

² Returning Member of Congress who supported continued funding for the Department of Justice lawsuit against the tobacco industry.

			1995-96	1997-98	1999-2000	2001-2002	Total 97-01
California cont.							
	50 Filner, Bob	D	\$500	\$500	\$0	\$0	\$500
	51 Cunningham, Randy ²	R	\$1,500	\$2,000	\$2,500	\$0	\$4,500
	52 Hunter, Duncan	R	\$250	\$1,000	\$0	\$0	\$1,000
Colorado							
Senator							
	Allard, Wayne	R	\$20,000	\$0	\$0	\$6,000	\$6,000
	Campbell, Ben Nighthorse ²	R	\$1,000	\$30,166	\$0	\$0	\$30,166
Representative							
	1 DeGette, Diana ²	D	\$0	\$0	\$0	\$0	\$0
	2 Udall, Mark ²	D	\$0	\$0	\$0	\$0	\$0
	3 McClinnis, Scott	R	\$0	\$0	-\$1,000	\$0	-\$1,000
	4 Schaffer, Bob ²	R	\$1,000	\$3,000	\$1,500	\$0	\$4,500
	5 Hefley, Joel	R	\$500	\$1,000	\$500	\$0	\$1,500
	6 Tancredo, Thomas	R	\$0	\$12,000	\$18,000	\$4,000	\$34,000
Connecticut							
Senator							
	Dodd, Christopher ¹	D	\$0	\$9,000	\$2,000	\$0	\$11,000
	Lieberman, Joseph ¹	D	\$0	\$0	\$0	\$0	\$0
Representative							
	1 Larson, John ²	D	\$0	\$2,000	-\$2,000	\$0	\$0
	2 Simmons, Robert	R	\$0	\$0	\$500	\$7,000	\$7,500
	3 DeLauro, Rosa ²	D	\$0	\$0	\$0	\$0	\$0
	4 Shays, Christopher ²	R	\$0	\$0	\$500	\$0	\$500
	5 Maloney, James ²	D	\$0	\$0	\$0	\$0	\$0
	6 Johnson, Nancy ²	R	\$0	\$0	\$0	\$0	\$0
Delaware							
Senator							
	Biden, Joseph ¹	D	\$0	\$0	\$0	\$0	\$0
	Carper, Thomas	D	\$0	\$0	\$0	\$1,000	\$1,000
Representative							
	Castle, Michael ²	R	\$0	\$0	\$0	\$0	\$0
Florida							
Senator							
	Graham, Bob ¹	D	\$0	\$0	\$0	\$0	\$0
	Nelson, Bill	D	\$0	\$0	\$1,000	\$0	\$1,000
Representative							
	1 Jeff Miller	D	\$0	\$0	\$0	\$0	\$0
	2 Boyd, F. Allen	D	\$14,000	\$12,000	\$16,500	\$6,000	\$34,500
	3 Brown, Corrine ²	D	\$3,500	\$9,500	\$5,000	\$0	\$14,500
	4 Crenshaw, Ander	R	\$0	\$0	\$2,000	\$0	\$2,000
	5 Thurman, Karen ²	D	\$3,000	\$0	\$0	\$0	\$0
	6 Stearns, Cliff	R	\$9,000	\$10,500	\$7,500	\$4,000	\$22,000
	7 Mica, John	R	\$3,000	\$2,000	\$4,000	\$0	\$6,000
	8 Keller, Ric	R	\$0	\$0	\$11,500	\$10,500	\$22,000
	9 Bilirakis, Michael ²	R	\$6,500	\$0	\$0	\$0	\$0
	10 Young, C.W. ²	R	\$0	\$0	\$0	\$0	\$0

¹ Returning Senator who supported the McCain comprehensive tobacco prevention bill.

² Returning Member of Congress who supported continued funding for the Department of Justice lawsuit against the tobacco industry.

			1995-96	1997-98	1999-2000	2001-2002	Total 97-01
Florida cont.							
	11 Davis, Jim ²	D	\$0	\$5,500	\$4,000	\$2,000	\$11,500
	12 Putnam, Adam	R	\$0	\$0	\$14,500	\$2,000	\$16,500
	13 Miller, Dan	R	\$0	\$0	\$0	\$0	\$0
	14 Goss, Porter	R	\$0	\$0	\$0	\$0	\$0
	15 Weldon, David	R	\$1,000	\$0	\$0	\$0	\$0
	16 Foley, Mark ²	R	\$5,500	\$6,500	\$12,901	\$4,500	\$23,901
	17 Meek, Carrie ²	D	\$3,500	\$3,000	\$2,000	\$1,000	\$6,000
	18 Ros-Lehtinen, Ileana	R	\$1,000	\$5,000	\$2,500	\$1,500	\$9,000
	19 Wexler, Robert ²	D	\$0	\$0	\$0	\$0	\$0
	20 Deutsch, Peter ²	D	\$4,500	\$0	\$0	\$0	\$0
	21 Diaz-Balart, Lincoln	R	\$3,000	\$4,500	\$4,000	\$1,000	\$9,500
	22 Shaw, E. Clay	R	\$8,000	\$2,500	\$8,500	\$2,000	\$13,000
	23 Hastings, Alcee ²	D	\$2,000	\$1,500	\$0	\$0	\$1,500
Georgia							
Senator							
	Cleland, Max ¹	D	\$2,000	\$2,000	-\$1,000	\$0	\$1,000
	Miller, Zell	D	\$0	\$0	\$0	\$0	\$0
Representative							
	1 Kingston, Jack	R	\$13,000	\$8,000	\$14,500	-\$500	\$22,000
	2 Bishop, Sanford	D	\$15,500	\$21,000	\$24,000	\$6,500	\$51,500
	3 Collins, Michael	R	\$8,000	\$10,500	\$10,000	\$2,500	\$23,000
	4 McKinney, Cynthia ²	D	\$0	\$0	\$0	\$0	\$0
	5 Lewis, John ²	D	\$0	\$0	\$0	\$0	\$0
	6 Isakson, Johnny	R	\$0	\$5,500	\$8,000	\$2,500	\$16,000
	7 Barr, Bob	R	\$10,000	\$11,500	\$8,500	\$0	\$20,000
	8 Chambliss, Saxby	R	\$22,000	\$19,500	\$21,000	\$18,500	\$59,000
	9 Deal, Nathan	R	\$16,000	\$8,500	\$4,000	\$2,000	\$14,500
	10 Norwood, Charles	R	\$33,500	\$16,000	\$12,500	\$4,000	\$32,500
	11 Linder, John	R	\$9,000	\$14,000	\$14,000	\$3,500	\$31,500
Hawaii							
Senator							
	Akaka, Daniel ¹	D	\$0	\$0	\$0	\$0	\$0
	Inouye, Daniel ¹	D	\$4,000	\$1,000	\$0	\$0	\$1,000
Representative							
	1 Abercrombie, Neil ²	D	\$2,000	\$2,500	\$500	\$500	\$3,500
	2 Mink, Patsy ²	D	\$0	\$0	\$0	\$0	\$0
Iowa							
Senator							
	Grassley, Charles ¹	R	\$1,000	\$9,166	\$2,000	\$2,000	\$13,166
	Harkin, Tom ¹	D	\$0	\$0	\$0	\$0	\$0
Representative							
	1 Leach, James	R	\$0	\$0	\$0	\$0	\$0
	2 Nussle, Jim	R	\$6,000	\$14,000	\$13,000	\$4,000	\$31,000
	3 Boswell, Leonard ²	D	\$0	\$0	\$0	\$0	\$0
	4 Ganske, Greg ²	R	\$0	\$0	\$0	\$0	\$0
	5 Latham, Tom	R	\$15,500	\$15,500	\$15,500	\$8,500	\$39,500

¹ Returning Senator who supported the McCain comprehensive tobacco prevention bill.

² Returning Member of Congress who supported continued funding for the Department of Justice lawsuit against the tobacco industry.

			1995-96	1997-98	1999-2000	2001-2002	Total 97-01
Idaho							
Senator							
	Craig, Larry	R	\$21,000	\$2,000	\$0	\$5,000	\$7,000
	Crapo, Michael	R	\$9,000	\$6,500	\$0	\$0	\$6,500
Representative							
	1 Otter, C.L.	R	\$0	\$0	\$18,000	\$500	\$18,500
	2 Simpson, Michael	R	\$0	\$2,000	-\$2,000	\$2,000	\$2,000
Illinois							
Senator							
	Durbin, Richard ¹	D	\$0	\$0	\$0	\$0	\$0
	Fitzgerald, Peter	R	\$0	\$1,000	\$1,000	\$2,000	\$4,000
Representative							
	1 Rush, Bobby ²	D	\$0	\$0	\$0	\$0	\$0
	2 Jackson Jr., Jesse ²	D	\$500	\$3,000	\$0	\$0	\$3,000
	3 Lipinski, William ²	D	\$0	\$0	\$0	\$0	\$0
	4 Gutierrez, Luis ²	D	\$0	\$0	\$0	\$0	\$0
	5 Blagojevich, Rod ²	D	\$0	\$0	\$0	\$0	\$0
	6 Hyde, Henry	R	\$2,000	\$0	\$0	\$0	\$0
	7 Davis, Danny ²	D	\$0	\$0	\$0	\$0	\$0
	8 Crane, Philip	R	\$6,500	\$8,000	\$14,500	\$3,000	\$25,500
	9 Schakowsky, Janice ²	D	\$0	\$0	\$0	\$0	\$0
	10 Kirk, Mark	R	\$0	\$0	\$0	\$0	\$0
	11 Weller, Jerry	R	\$4,000	\$3,500	-\$500	\$500	\$3,500
	12 Costello, Jerry ²	D	\$0	\$0	\$0	\$0	\$0
	13 Biggert, Judy	R	\$0	\$5,000	\$4,000	\$0	\$9,000
	14 Hastert, J. Dennis	R	\$8,000	\$500	\$500	\$0	\$1,000
	15 Johnson, Timothy	R	\$0	\$0	\$7,500	\$3,500	\$11,000
	16 Manzullo, Donald ²	R	\$0	\$0	\$0	\$0	\$0
	17 Evans, Lane ²	D	\$0	\$0	\$0	\$0	\$0
	18 LaHood, Ray ²	R	\$6,500	\$4,500	\$4,000	\$2,000	\$10,500
	19 Phelps, David	D	\$0	\$0	\$0	\$0	\$0
	20 Shimkus, John	R	\$11,000	\$16,650	\$13,500	\$3,500	\$33,650
Indiana							
Senator							
	Bayh, Evan	D	\$0	\$0	\$0	\$0	\$0
	Lugar, Richard	R	\$0	\$1,000	\$0	\$0	\$1,000
Representative							
	1 Visclosky, Peter ²	D	\$0	\$0	\$0	\$0	\$0
	2 Pence, Mike	R	\$0	\$0	\$13,000	\$6,500	\$19,500
	3 Roemer, Tim ²	D	\$0	\$0	\$0	\$0	\$0
	4 Souder, Mark	R	\$4,000	\$500	\$500	\$0	\$1,000
	5 Buyer, Steve	R	\$3,000	\$3,500	\$15,500	\$10,000	\$29,000
	6 Burton, Dan	R	\$2,500	\$3,500	\$2,000	\$0	\$5,500
	7 Kerns, Brian	R	\$0	\$0	\$13,500	\$1,500	\$15,000
	8 Hostettler, John	R	\$0	\$0	\$0	\$0	\$0
	9 Hill, Baron	D	\$0	\$9,000	\$16,000	\$5,000	\$30,000
	10 Carson, Julia ²	D	\$0	\$0	\$0	\$0	\$0

¹ Returning Senator who supported the McCain comprehensive tobacco prevention bill.

² Returning Member of Congress who supported continued funding for the Department of Justice lawsuit against the tobacco industry.

			1995-96	1997-98	1999-2000	2001-2002	Total 97-01
Kansas							
Senator							
	Brownback, Sam	R	\$3,500	-\$3,500	\$0	\$0	-\$3,500
	Roberts, Pat	R	\$21,847	\$0	\$0	\$7,500	\$7,500
Representative							
	1 Moran, Jerry	R	\$0	\$0	\$0	\$0	\$0
	2 Ryun, Jim	R	\$0	\$0	\$0	\$0	\$0
	3 Moore, Dennis ²	D	\$0	\$0	\$0	\$0	\$0
	4 Tiaht, Todd	R	\$8,000	\$7,500	\$7,000	\$4,000	\$18,500
Kentucky							
Senator							
	Bunning, Jim	R	\$21,500	\$52,000	\$6,866	\$4,000	\$62,866
	McConnell, Mitch	R	\$25,950	\$500	\$8,500	\$15,500	\$24,500
Representative							
	1 Whitfield, Edward	R	\$34,100	\$35,500	\$44,500	\$11,000	\$91,000
	2 Lewis, Ron	R	\$26,000	\$17,500	\$25,500	\$7,000	\$50,000
	3 Northup, Anne	R	\$0	\$0	\$0	\$0	\$0
	4 Lucas, Ken	D	\$0	\$9,000	\$28,500	\$9,250	\$46,750
	5 Rogers, Harold	R	\$12,500	\$5,000	\$24,500	\$11,000	\$40,500
	6 Fletcher, Ernest Lee	R	\$0	\$14,692	\$43,950	\$7,000	\$65,642
Louisiana							
Senator							
	Breaux, John ¹	D	\$0	\$17,000	\$0	\$0	\$17,000
	Landrieu, Mary ¹	D	\$0	\$2,500	\$0	\$0	\$2,500
Representative							
	1 Vitter, David	R	\$0	\$0	\$12,000	\$3,500	\$15,500
	2 Jefferson, William ²	D	\$2,500	\$8,000	\$4,000	\$5,500	\$17,500
	3 Tauzin, W.J. "Billy"	R	\$9,000	\$17,500	\$23,455	\$11,500	\$52,455
	4 McCrery, Jim	R	\$9,500	\$8,500	\$1,000	\$7,000	\$16,500
	5 Cooksey, John	R	\$0	\$0	\$0	\$0	\$0
	6 Baker, Richard	R	\$1,500	\$11,000	\$6,500	\$0	\$17,500
	7 John, Christopher	D	\$1,000	\$4,000	\$18,000	\$9,000	\$31,000
Massachusetts							
Senator							
	Kennedy, Edward ¹	D	\$0	\$0	\$0	\$0	\$0
	Kerry, John ¹	D	\$0	\$0	-\$2,500	\$0	-\$2,500
Representative							
	1 Olver, John ²	D	\$0	\$0	\$0	\$0	\$0
	2 Neal, Richard ²	D	\$0	\$0	\$0	\$0	\$0
	3 McGovern, James ²	D	\$0	\$0	\$0	\$0	\$0
	4 Frank, Barney ²	D	\$0	\$0	\$0	\$0	\$0
	5 Meehan, Martin ²	D	\$0	\$0	\$0	\$0	\$0
	6 Tierney, John	D	\$0	\$0	\$0	\$0	\$0
	7 Markey, Edward ²	D	\$0	\$0	\$0	\$0	\$0
	8 Capuano, Michael ²	D	\$0	\$0	\$0	\$1,000	\$1,000
	9 Stephen Lynch	D	\$0	\$0	\$0	\$0	\$0
	10 Delahunt, William ²	D	\$0	\$500	-\$500	\$0	\$0

¹ Returning Senator who supported the McCain comprehensive tobacco prevention bill.

² Returning Member of Congress who supported continued funding for the Department of Justice lawsuit against the tobacco industry.

			1995-96	1997-98	1999-2000	2001-2002	Total 97-01
Maryland							
Senator							
	Mikulski, Barbara ¹	D	\$0	\$0	\$0	\$0	\$0
	Sarbanes, Paul ¹	D	\$0	\$0	\$0	\$0	\$0
Representative							
	1 Gilchrest, Wayne ²	R	\$0	\$0	\$0	\$0	\$0
	2 Ehrlich, Robert	R	\$7,000	\$4,000	\$7,500	\$2,500	\$14,000
	3 Cardin, Benjamin ²	D	\$0	\$0	\$0	\$0	\$0
	4 Wynn, Albert	D	\$0	\$0	\$0	\$0	\$0
	5 Hoyer, Steny ²	D	\$5,100	\$6,200	\$5,700	\$2,000	\$13,900
	6 Bartlett, Roscoe	R	\$500	\$0	\$500	\$1,000	\$1,500
	7 Cummings, Elijah ²	D	\$0	\$500	\$0	\$0	\$500
	8 Morella, Connie ²	R	\$0	\$0	\$0	\$0	\$0
Maine							
Senator							
	Collins, Susan ¹	R	\$0	\$0	\$0	\$0	\$0
	Snowe, Olympia ¹	R	\$0	\$0	\$0	\$0	\$0
Representative							
	1 Allen, Thomas ²	D	\$0	\$0	\$0	\$0	\$0
	2 Baldacci, John ²	D	\$500	\$0	\$0	\$0	\$0
Michigan							
Senator							
	Levin, Carl ¹	D	\$0	\$0	\$0	\$0	\$0
	Stabenow, Debbie ²	D	\$0	\$0	\$0	\$0	\$0
Representative							
	1 Stupak, Bart ²	D	\$7,000	\$1,500	\$0	\$0	\$1,500
	2 Hoekstra, Peter	R	\$0	\$0	\$0	\$0	\$0
	3 Ehlers, Vernon ²	R	\$0	\$0	\$0	\$0	\$0
	4 Camp, Dave	R	\$3,500	\$1,000	\$0	\$500	\$1,500
	5 Barcia, James ²	D	\$1,000	\$500	\$0	\$0	\$500
	6 Upton, Fred ²	R	\$1,500	\$1,000	\$0	\$0	\$1,000
	7 Smith, Nick	R	\$0	\$0	\$0	\$0	\$0
	8 Rogers, Michael	R	\$0	\$0	\$500	\$0	\$500
	9 Kildee, Dale ²	D	\$0	\$0	\$0	\$0	\$0
	10 Bonior, David ²	D	\$8,000	\$0	\$0	\$0	\$0
	11 Knollenberg, Joseph	R	\$1,000	\$3,500	\$4,500	\$2,000	\$10,000
	12 Levin, Sander ²	D	\$0	\$0	\$0	\$0	\$0
	13 Rivers, Lynn ²	D	\$0	\$0	\$0	\$0	\$0
	14 Conyers, John ²	D	\$0	\$0	\$0	\$0	\$0
	15 Kilpatrick, Carolyn ²	D	\$2,000	\$1,500	\$500	\$0	\$2,000
	16 Dingell, John ²	D	\$13,500	\$11,000	\$11,000	\$3,000	\$25,000
Minnesota							
Senator							
	Dayton, Mark	D	\$0	\$0	\$0	\$0	\$0
	Wellstone, Paul ¹	D	\$0	\$0	\$0	\$0	\$0

¹ Returning Senator who supported the McCain comprehensive tobacco prevention bill.

² Returning Member of Congress who supported continued funding for the Department of Justice lawsuit against the tobacco industry.

			1995-96	1997-98	1999-2000	2001-2002	Total 97-01
Minnesota cont.							
Representative							
1	Gutknecht, Gil	R	\$8,000	\$500	\$0	\$0	\$500
2	Kennedy, Mark	R	\$0	\$0	\$2,000	\$6,500	\$8,500
3	Ramstad, Jim ²	R	\$2,000	\$0	\$0	\$0	\$0
4	McCollum, Betty	D	\$0	\$0	\$0	\$0	\$0
5	Sabo, Martin Olav ²	D	\$500	\$500	\$1,000	\$0	\$1,500
6	Luther, Bill ²	D	\$0	\$0	\$0	\$0	\$0
7	Peterson, Collin	D	\$5,500	\$6,000	\$8,000	\$1,500	\$15,500
8	Oberstar, James ²	D	\$0	\$0	\$0	\$0	\$0
Missouri							
Senator							
	Bond, Christopher	R	\$0	\$3,000	\$0	\$0	\$3,000
	Carnahan, Jean	D	\$0	\$0	\$0	\$0	\$0
Representative							
1	Clay Jr., William L.	D	\$0	\$0	\$4,000	\$1,000	\$5,000
2	Akin, Todd	R	\$0	\$0	\$9,500	\$1,000	\$10,500
3	Gephardt, Richard ²	D	\$23,000	\$0	\$0	\$0	\$0
4	Skelton, Ike ²	D	\$4,000	\$1,000	\$3,000	\$1,000	\$5,000
5	McCarthy, Karen ²	D	\$0	\$0	\$0	\$0	\$0
6	Graves, Samuel	R	\$0	\$0	\$14,000	\$7,500	\$21,500
7	Blunt, Roy	R	\$2,500	\$8,500	\$15,457	\$8,500	\$32,457
8	Emerson, Jo Ann	R	\$0	\$0	\$0	\$0	\$0
9	Hulshof, Kenny	R	\$1,000	\$7,500	-\$1,500	\$0	\$6,000
Mississippi							
Senator							
	Cochran, Thad	R	\$13,000	\$0	\$0	\$10,500	\$10,500
	Lott, Trent	R	\$1,000	\$0	\$3,500	\$0	\$3,500
Representative							
1	Wicker, Roger	R	\$5,500	\$9,500	\$16,000	\$3,500	\$29,000
2	Thompson, Bennie	D	\$4,000	\$7,000	\$11,000	\$3,000	\$21,000
3	Pickering, Charles	R	\$0	\$0	\$0	\$0	\$0
4	Shows, Ronnie	D	\$0	\$0	\$4,500	\$0	\$4,500
5	Taylor, Gene ²	D	\$1,000	\$0	\$1,000	\$0	\$1,000
Montana							
Senator							
	Baucus, Max ¹	D	\$5,000	\$2,000	\$0	\$12,000	\$14,000
	Burns, Conrad	R	\$2,000	\$10,000	\$34,500	\$0	\$44,500
Representative							
	Rehberg, Dennis	R	\$0	\$0	\$25,500	\$4,500	\$30,000
North Carolina							
Senator							
	Edwards, John	D	\$0	\$0	\$0	\$0	\$0
	Helms, Jesse	R	\$52,250	\$14,500	\$0	\$0	\$14,500
Representative							
1	Clayton, Eva	D	\$5,000	\$14,000	\$18,000	\$2,000	\$34,000
2	Etheridge, Bob	D	\$8,500	\$34,500	\$42,700	\$21,750	\$98,950
3	Jones, Walter	R	\$25,100	\$27,600	\$43,750	\$14,500	\$85,850
4	Price, David	D	\$0	\$15,500	\$11,000	\$2,000	\$28,500

¹ Returning Senator who supported the McCain comprehensive tobacco prevention bill.

² Returning Member of Congress who supported continued funding for the Department of Justice lawsuit against the tobacco industry.

			1995-96	1997-98	1999-2000	2001-2002	Total 97-01
North Carolina cont.							
	5 Burr, Richard	R	\$14,500	\$13,000	\$9,250	\$20,000	\$42,250
	6 Coble, Howard	R	\$13,450	\$17,700	\$13,000	\$4,000	\$34,700
	7 McIntyre, Mike	D	\$5,500	\$21,500	\$22,500	\$6,500	\$50,500
	8 Hayes, Robin	R	\$0	\$21,000	\$40,250	\$12,324	\$73,574
	9 Myrick, Sue	R	\$7,000	\$8,500	\$13,000	\$3,000	\$24,500
	10 Ballenger, Cass	R	\$6,500	\$6,000	\$5,500	\$1,000	\$12,500
	11 Taylor, Charles	R	\$11,000	\$8,500	\$8,500	\$1,000	\$18,000
	12 Watt, Melvin	D	\$3,000	\$6,000	\$2,000	\$0	\$8,000
North Dakota							
Senator							
	Conrad, Kent ¹	D	\$2,000	\$0	\$0	\$0	\$0
	Dorgan, Byron ¹	D	\$0	\$0	\$0	\$0	\$0
Representative							
	Pomeroy, Earl	D	\$4,000	\$2,000	\$1,000	\$1,000	\$4,000
Nebraska							
Senator							
	Hagel, Chuck	R	\$7,000	\$15,000	\$1,000	\$6,000	\$22,000
	Nelson, Benjamin	D	\$11,500	\$0	\$11,000	\$4,000	\$15,000
Representative							
	1 Bereuter, Doug ²	R	\$2,000	\$3,000	\$2,050	\$0	\$5,050
	2 Terry, Lee	R	\$0	\$0	\$500	\$0	\$500
	3 Osborne, Thomas	R	\$0	\$0	\$0	\$0	\$0
New Hampshire							
Senator							
	Gregg, Judd ¹	R	\$2,000	\$3,166	\$0	\$2,500	\$5,666
	Smith, Robert	R	\$23,000	\$0	\$0	\$2,000	\$2,000
Representative							
	1 Sununu, John	R	\$1,000	-\$500	\$0	\$0	-\$500
	2 Bass, Charles	R	\$7,500	\$7,000	\$12,000	\$6,500	\$25,500
New Jersey							
Senator							
	Corzine, Jon	D	\$0	\$0	\$0	\$0	\$0
	Torricelli, Robert ¹	D	\$0	\$0	\$0	\$0	\$0
Representative							
	1 Andrews, Robert ²	D	\$1,500	\$1,000	\$0	\$0	\$1,000
	2 LoBiondo, Frank ²	R	\$500	\$0	\$0	\$0	\$0
	3 Saxton, Jim ²	R	\$4,000	\$4,000	\$8,000	\$1,000	\$13,000
	4 Smith, Christopher ²	R	\$0	\$0	\$0	\$0	\$0
	5 Roukema, Marge ²	R	\$0	\$0	\$0	\$0	\$0
	6 Pallone, Frank ²	D	\$0	\$0	\$0	\$0	\$0
	7 Ferguson, Michael	R	\$0	\$0	\$0	\$0	\$0
	8 Pascrell, William ²	D	\$0	\$0	\$0	\$0	\$0
	9 Rothman, Steven	D	\$0	\$0	\$0	\$0	\$0
	10 Payne, Donald ²	D	\$0	\$0	\$0	\$0	\$0
	11 Frelinghuysen, Rodney ²	R	\$1,000	\$0	\$0	\$0	\$0
	12 Holt, Rush ²	D	\$0	\$0	\$0	\$0	\$0
	13 Menendez, Robert ²	D	\$1,000	\$0	\$0	\$0	\$0

¹ Returning Senator who supported the McCain comprehensive tobacco prevention bill.

² Returning Member of Congress who supported continued funding for the Department of Justice lawsuit against the tobacco industry.

			1995-96	1997-98	1999-2000	2001-2002	Total 97-01
New Mexico							
Senator							
	Bingaman, Jeff ¹	D	\$0	\$0	\$0	\$0	\$0
	Domenici, Pete	R	\$14,000	\$0	\$2,000	\$3,000	\$5,000
Representative							
	1 Wilson, Heather ²	R	\$0	\$0	\$0	\$0	\$0
	2 Skeen, Joe	R	\$2,000	\$0	\$0	\$0	\$0
	3 Udall, Tom ²	D	\$0	\$0	\$0	\$0	\$0
Nevada							
Senator							
	Ensign, John	R	\$16,600	\$35,000	\$31,500	\$0	\$66,500
	Reid, Harry ¹	D	\$1,000	\$5,500	\$0	\$1,000	\$6,500
Representative							
	1 Berkley, Shelley ²	D	\$0	\$0	\$0	\$0	\$0
	2 Gibbons, James	R	\$3,500	\$1,500	\$2,000	\$1,500	\$5,000
New York							
Senator							
	Clinton, Hillary Rodham	D	\$0	\$0	\$0	\$0	\$0
	Schumer, Charles	D	\$0	\$0	\$0	\$0	\$0
Representative							
	1 Grucci, Felix	R	\$0	\$0	\$9,000	\$2,750	\$11,750
	2 Israel, Steve	D	\$0	\$0	\$0	\$0	\$0
	3 King, Peter ²	R	\$1,500	\$0	\$0	\$0	\$0
	4 McCarthy, Carolyn ²	D	\$0	\$0	\$0	\$0	\$0
	5 Ackerman, Gary ²	D	\$0	\$0	\$0	\$0	\$0
	6 Meeks, Gregory ²	D	\$0	\$500	\$0	\$0	\$500
	7 Crowley, Joseph ²	D	\$0	\$1,500	\$6,000	\$500	\$8,000
	8 Nadler, Jerrold ²	D	\$0	\$0	\$0	\$0	\$0
	9 Weiner, Anthony David ²	D	\$0	\$0	\$0	\$0	\$0
	10 Towns, Edolphus	D	\$6,000	\$15,000	\$9,500	\$0	\$24,500
	11 Owens, Major ²	D	\$0	\$0	\$0	\$0	\$0
	12 Velázquez, Nydia ²	D	\$0	\$0	\$0	\$0	\$0
	13 Fossella, Vito	R	\$0	\$13,000	\$7,500	\$4,000	\$24,500
	14 Maloney, Carolyn ²	D	\$500	\$0	\$0	\$0	\$0
	15 Rangel, Charles	D	\$8,000	\$9,300	\$15,090	\$2,000	\$26,390
	16 Serrano, Jose ²	D	\$0	\$0	\$0	\$0	\$0
	17 Engel, Eliot ²	D	\$3,000	\$2,500	\$3,000	-\$2,000	\$3,500
	18 Lowey, Nita ²	D	\$500	\$0	\$0	\$0	\$0
	19 Kelly, Sue ²	R	\$8,500	\$5,500	\$0	\$0	\$5,500
	20 Gilman, Benjamin ²	R	\$0	\$0	\$1,000	\$0	\$1,000
	21 McNulty, Michael ²	D	\$500	\$0	\$0	\$0	\$0
	22 Sweeney, John	R	\$0	\$1,000	\$10,500	\$3,500	\$15,000
	23 Boehlert, Sherwood ²	R	\$3,250	\$4,000	\$2,500	\$1,000	\$7,500
	24 McHugh, John ²	R	\$3,000	\$0	\$0	\$0	\$0
	25 Walsh, James ²	R	\$1,000	-\$1,000	\$0	\$0	-\$1,000
	26 Hinchey, Maurice ²	D	\$0	\$0	\$0	\$0	\$0
	27 Reynolds, Thomas	R	\$0	\$3,500	\$5,000	\$1,500	\$10,000

¹ Returning Senator who supported the McCain comprehensive tobacco prevention bill.

² Returning Member of Congress who supported continued funding for the Department of Justice lawsuit against the tobacco industry.

			1995-96	1997-98	1999-2000	2001-2002	Total 97-01
New York cont.							
	28 Slaughter, Louise ²	D	\$0	\$0	\$0	\$0	\$0
	29 LaFalce, John ²	D	\$0	\$0	\$0	\$0	\$0
	30 Quinn, Jack ²	R	\$0	\$500	\$0	\$0	\$500
	31 Houghton, Amory	R	\$4,500	\$3,500	\$2,000	\$0	\$5,500
Ohio							
Senator							
	DeWine, Mike ¹	R	\$0	\$0	\$0	\$0	\$0
	Voinovich, George	R	\$0	\$13,000	\$0	\$0	\$13,000
Representative							
	1 Chabot, Steve	R	\$10,250	\$14,000	\$9,000	\$1,000	\$24,000
	2 Portman, Rob ²	R	\$0	\$0	\$0	\$0	\$0
	3 Hall, Tony ²	D	\$2,000	\$2,500	\$0	\$0	\$2,500
	4 Oxley, Michael	R	\$6,000	\$6,600	\$2,000	\$1,000	\$9,600
	5 Gillmor, Paul	R	\$5,500	\$3,500	\$6,125	\$0	\$9,625
	6 Strickland, Ted ²	D	\$0	\$0	\$0	\$0	\$0
	7 Hobson, David ²	R	\$1,000	\$2,500	\$3,000	\$0	\$5,500
	8 Boehner, John	R	\$17,000	\$19,300	\$13,000	\$5,000	\$37,300
	9 Kaptur, Marcy ²	D	\$0	\$0	\$0	\$0	\$0
	10 Kucinich, Dennis ²	D	\$0	\$0	\$0	\$0	\$0
	11 Tubbs-Jones, Stephanie	D	\$0	\$0	\$0	\$0	\$0
	12 Tiberi, Patrick	R	\$0	\$0	\$15,000	\$500	\$15,500
	13 Brown, Sherrod ²	D	\$0	\$0	\$0	\$0	\$0
	14 Sawyer, Thomas ²	D	\$0	\$0	\$0	\$0	\$0
	15 Pryce, Deborah ²	R	\$3,000	\$2,000	\$0	\$0	\$2,000
	16 Regula, Ralph ²	R	\$0	\$0	\$0	\$0	\$0
	17 Traficant, James ²	D	\$0	\$0	\$0	\$0	\$0
	18 Ney, Robert	R	\$11,250	\$9,500	\$11,000	\$3,250	\$23,750
	19 LaTourette, Steven	R	\$8,500	\$3,500	\$4,000	\$500	\$8,000
Oklahoma							
Senator							
	Inhofe, James	R	\$16,000	\$0	\$0	\$4,500	\$4,500
	Nickles, Don	R	\$1,000	\$14,166	\$0	\$0	\$14,166
Representative							
	1 Largent, Steve	R	\$0	\$0	\$0	\$0	\$0
	2 Carson, Brad	D	\$0	\$0	\$0	\$0	\$0
	3 Watkins, Wes	R	\$500	\$0	\$0	\$0	\$0
	4 Watts, J.C.	R	\$9,000	\$6,000	\$2,500	\$0	\$8,500
	5 Istook, Ernest	R	\$2,000	\$1,500	\$4,000	\$2,000	\$7,500
	6 Lucas, Frank	R	\$5,500	\$3,500	\$8,000	\$1,500	\$13,000
Oregon							
Senator							
	Smith, Gordon ¹	R	\$0	\$0	\$0	\$0	\$0
	Wyden, Ron ¹	D	\$0	\$0	\$0	\$0	\$0
Representative							
	1 Wu, David ²	D	\$0	\$0	\$0	\$0	\$0
	2 Walden, Greg	R	\$0	\$0	\$0	\$0	\$0
	3 Blumenauer, Earl ²	D	\$0	\$0	\$0	\$0	\$0

¹ Returning Senator who supported the McCain comprehensive tobacco prevention bill.

² Returning Member of Congress who supported continued funding for the Department of Justice lawsuit against the tobacco industry.

			1995-96	1997-98	1999-2000	2001-2002	Total 97-01
Oregon cont.							
	4 DeFazio, Peter ²	D	\$0	\$0	\$0	\$0	\$0
	5 Hooley, Darlene ²	D	\$0	\$0	\$0	\$0	\$0
Pennsylvania							
Senator							
	Santorum, Rick	R	-\$1,000	\$5,000	\$27,000	\$1,000	\$33,000
	Specter, Arlen	R	\$0	\$5,166	\$0	\$0	\$5,166
Representative							
	1 Brady, Robert ²	D	\$0	\$0	\$0	\$0	\$0
	2 Fattah, Chaka ²	D	\$0	\$0	\$0	\$0	\$0
	3 Borski, Robert ²	D	\$1,000	\$0	\$0	\$0	\$0
	4 Hart, Melissa	R	\$0	\$0	\$0	\$1,000	\$1,000
	5 Peterson, John ²	R	\$1,500	\$500	\$2,000	\$0	\$2,500
	6 Holden, Tim ²	D	\$1,750	\$500	\$2,000	\$300	\$2,800
	7 Weldon, Curt	R	\$1,000	\$500	\$0	\$0	\$500
	8 Greenwood, James ²	R	\$0	\$0	\$0	\$0	\$0
	9 Shuster, Bill	R	\$0	\$0	\$0	\$1,000	\$1,000
	10 Sherwood, Don ²	R	\$0	\$14,692	\$21,000	\$1,500	\$37,192
	11 Kanjorski, Paul ²	D	\$0	\$0	\$0	\$0	\$0
	12 Murtha, John	D	\$3,000	\$2,500	\$2,000	\$1,000	\$5,500
	13 Hoeffel, Joseph ²	D	\$0	\$0	\$0	\$0	\$0
	14 Coyne, William ²	D	\$500	\$500	\$0	\$0	\$500
	15 Toomey, Patrick	R	\$0	\$11,500	\$11,000	\$2,000	\$24,500
	16 Pitts, Joseph	R	\$2,000	\$4,000	\$4,000	\$1,500	\$9,500
	17 Gekas, George	R	\$0	\$0	\$500	\$0	\$500
	18 Doyle, Michael ²	D	\$0	\$0	\$500	\$2,000	\$2,500
	19 Platts, Todd	R	\$0	\$0	\$0	\$0	\$0
	20 Mascara, Frank ²	D	\$0	\$0	\$0	\$0	\$0
	21 English, Philip	R	\$17,000	\$12,000	\$12,500	\$2,000	\$26,500
Rhode Island							
Senator							
	Chafee, Lincoln ¹	R	\$0	\$0	\$0	\$0	\$0
	Reed, Jack ¹	D	\$0	\$0	\$0	\$0	\$0
Representative							
	1 Kennedy, Patrick ²	D	\$0	\$0	\$2,000	\$0	\$2,000
	2 Langevin, James	D	\$0	\$0	\$0	\$0	\$0
South Carolina							
Senator							
	Hollings, Ernest ¹	D	\$2,000	\$39,500	\$1,500	\$0	\$41,000
	Thurmond, Strom	R	\$15,000	\$0	\$0	\$0	\$0
Representative							
	1 Brown, Henry	R	\$6,000	\$3,500	\$9,000	\$2,500	\$15,000
	3 Graham, Lindsey	R	\$8,000	\$8,500	\$10,500	\$2,000	\$21,000
	4 DeMint, Jim	R	\$0	\$0	\$0	\$0	\$0
	5 Spratt, John	D	\$20,250	\$17,950	\$21,500	\$3,000	\$42,450
	6 Clyburn, James	D	\$9,500	\$7,500	\$9,500	\$1,500	\$18,500

¹ Returning Senator who supported the McCain comprehensive tobacco prevention bill.

² Returning Member of Congress who supported continued funding for the Department of Justice lawsuit against the tobacco industry.

			1995-96	1997-98	1999-2000	2001-2002	Total 97-01
South Dakota							
Senator							
	Daschle, Thomas ¹	D	\$0	\$0	\$0	\$0	\$0
	Johnson, Tim ¹	D	\$2,000	\$0	\$500	\$0	\$500
Representative							
	Thune, John ²	R	\$3,500	\$5,500	\$5,000	\$0	\$10,500
Tennessee							
Senator							
	Frist, Bill ¹	R	\$14,500	\$1,000	-\$5,000	\$0	-\$4,000
	Thompson, Fred	R	\$34,750	\$0	\$0	\$0	\$0
Representative							
	1 Jenkins, William	R	\$4,000	\$15,000	\$7,000	\$3,000	\$25,000
	2 Duncan, John	R	\$3,500	\$2,500	\$3,750	\$2,000	\$8,250
	3 Wamp, Zach	R	\$0	\$0	\$0	\$0	\$0
	4 Hilleary, Van	R	\$0	\$0	\$0	\$0	\$0
	5 Clement, Bob	D	\$19,500	\$12,000	\$8,500	\$1,000	\$21,500
	6 Gordon, Bart	D	\$33,350	\$19,250	\$21,250	\$6,750	\$47,250
	7 Bryant, Ed	R	\$15,500	\$14,000	\$16,000	\$5,500	\$35,500
	8 Tanner, John	D	\$12,500	\$11,500	\$23,000	\$7,500	\$42,000
	9 Ford, Harold E. Jr ²	D	\$0	\$0	\$1,000	\$1,000	\$2,000
Texas							
Senator							
	Gramm, Phil	R	\$14,000	\$0	\$1,000	\$5,000	\$6,000
	Hutchison, Kay Bailey	R	\$0	\$0	\$0	\$0	\$0
Representative							
	1 Sandlin, Max	D	\$0	\$5,500	\$9,500	\$2,500	\$17,500
	2 Turner, Jim ²	D	\$0	\$3,500	\$3,000	\$0	\$6,500
	3 Johnson, Sam	R	\$6,000	\$10,500	\$15,500	\$3,000	\$29,000
	4 Hall, Ralph	D	\$5,000	\$4,500	\$5,500	\$2,000	\$12,000
	5 Sessions, Pete	R	\$13,500	\$9,500	\$15,500	\$1,000	\$26,000
	6 Barton, Joe	R	\$2,000	\$0	\$0	\$0	\$0
	7 Culberson, John	R	\$0	\$0	\$0	\$0	\$0
	8 Brady, Kevin	R	\$0	\$0	\$0	\$0	\$0
	9 Lampson, Nicholas ²	D	\$0	\$0	\$0	\$0	\$0
	10 Doggett, Lloyd ²	D	\$0	\$0	\$0	\$0	\$0
	11 Edwards, Chet ²	D	\$4,500	\$7,000	\$2,500	\$1,500	\$11,000
	12 Granger, Kay	R	\$0	\$0	\$0	\$0	\$0
	13 Thornberry, William	R	\$1,500	\$2,000	\$3,000	\$0	\$5,000
	14 Paul, Ron	R	\$2,500	\$1,000	\$0	\$0	\$1,000
	15 Hinojosa, Ruben ²	D	\$1,000	\$500	\$500	\$0	\$1,000
	16 Reyes, Silvestre	D	\$0	\$0	\$500	\$0	\$500
	17 Stenholm, Charles	D	\$5,000	\$14,250	\$7,000	\$1,500	\$22,750
	18 Jackson Lee, Sheila ²	D	\$0	\$0	\$0	\$0	\$0
	19 Combest, Larry	R	\$6,500	\$4,500	\$9,000	\$4,000	\$17,500
	20 Gonzalez, Charles ²	D	\$0	\$0	\$0	\$0	\$0
	21 Smith, Lamar	R	\$1,000	\$500	\$1,000	\$0	\$1,500
	22 DeLay, Tom	R	\$23,500	\$20,000	\$13,000	\$3,000	\$36,000
	23 Bonilla, Henry	R	\$10,500	\$14,500	\$11,000	\$5,000	\$30,500
	24 Frost, Martin ²	D	\$10,000	\$12,000	\$10,500	\$3,500	\$26,000

¹ Returning Senator who supported the McCain comprehensive tobacco prevention bill.

² Returning Member of Congress who supported continued funding for the Department of Justice lawsuit against the tobacco industry.

			1995-96	1997-98	1999-2000	2001-2002	Total 97-01
Texas cont.							
	25 Bentsen, Ken ²	D	\$0	\$0	\$0	\$0	\$0
	26 Armey, Richard	R	\$10,500	\$14,500	\$10,500	\$5,000	\$30,000
	27 Ortiz, Solomon	D	\$2,500	\$1,000	\$5,000	\$1,000	\$7,000
	28 Rodriguez, Ciro ²	D	\$0	\$0	\$0	\$0	\$0
	29 Green, Gene ²	D	\$1,000	\$1,500	\$0	\$0	\$1,500
	30 Johnson, Eddie ²	D	\$0	\$500	\$0	\$0	\$500
Utah							
Senator							
	Bennett, Robert ¹	R	\$0	\$166	\$0	\$0	\$166
	Hatch, Orrin	R	\$0	\$0	\$11,000	\$0	\$11,000
Representative							
	1 Hansen, James ²	R	\$0	\$0	\$0	\$0	\$0
	2 Matheson, James	D	\$0	\$0	\$0	\$0	\$0
	3 Cannon, Christopher	R	\$0	\$0	\$0	\$0	\$0
Virginia							
Senator							
	Allen, George	R	\$0	\$0	\$31,000	\$0	\$31,000
	Warner, John	R	\$39,150	\$4,916	\$2,000	\$8,500	\$15,416
Representative							
	1 Davis, Jo Ann	R	\$0	\$0	\$1,000	\$0	\$1,000
	2 Schrock, Edward	R	\$0	\$0	\$19,000	\$2,500	\$21,500
	3 Scott, Robert	D	\$6,000	\$5,250	\$8,000	\$1,500	\$14,750
	4 Forbes, Randy J.	R	\$8,000	\$7,750	\$0	\$14,000	\$21,750
	5 Goode, Virgil	I	\$12,700	\$19,750	\$22,250	\$2,500	\$44,500
	6 Goodlatte, Bob	R	\$4,750	\$6,250	\$3,000	\$2,000	\$11,250
	7 Cantor, Eric	R	\$0	\$0	\$19,250	\$10,000	\$29,250
	8 Moran, James ²	D	\$0	\$0	\$0	\$0	\$0
	9 Boucher, Rick	D	\$19,200	\$13,500	\$14,200	\$7,500	\$35,200
	10 Wolf, Frank ²	R	\$0	\$0	\$0	\$0	\$0
	11 Davis, Thomas	R	\$6,100	\$1,500	\$4,200	\$2,500	\$8,200
Vermont							
Senator							
	Jeffords, James ¹	R	\$0	\$0	\$0	\$0	\$0
	Leahy, Patrick ¹	D	\$0	\$0	\$0	\$0	\$0
Representative							
	Sanders, Bernard ²	I	\$0	\$0	\$0	\$0	\$0
Washington							
Senator							
	Cantwell, Maria	D	\$0	\$0	\$0	\$0	\$0
	Murray, Patty ¹	D	\$0	\$0	\$0	\$0	\$0
Representative							
	1 Inslee, Jay ²	D	\$0	\$0	\$0	\$0	\$0
	2 Larsen, Richard	D	\$0	\$0	\$0	\$0	\$0
	3 Baird, Brian ²	D	\$0	\$0	\$0	\$0	\$0
	4 Hastings, Doc	R	\$6,000	\$8,500	\$11,500	\$2,000	\$22,000
	5 Nethercutt, George ²	R	\$0	\$0	\$0	\$0	\$0
	6 Dicks, Norman ²	D	\$2,000	\$0	\$0	\$0	\$0

¹ Returning Senator who supported the McCain comprehensive tobacco prevention bill.

² Returning Member of Congress who supported continued funding for the Department of Justice lawsuit against the tobacco industry.

			1995-96	1997-98	1999-2000	2001-2002	Total 97-01
Washington cont.							
	7 McDermott, Jim ²	D	\$0	\$0	\$0	\$0	\$0
	8 Dunn, Jennifer	R	\$6,500	\$500	\$0	\$0	\$500
	9 Smith, Adam	D	\$0	\$0	\$0	\$0	\$0
Wisconsin							
Senator							
	Feingold, Russell ¹	D	\$1,000	-\$1,000	\$0	\$0	-\$1,000
	Kohl, Herbert ¹	D	\$0	\$0	\$0	\$0	\$0
Representative							
	1 Ryan, Paul	R	\$0	\$11,192	\$2,500	\$500	\$14,192
	2 Baldwin, Tammy ²	D	\$0	\$0	\$0	\$0	\$0
	3 Kind, Ron ²	D	\$0	\$0	\$0	\$0	\$0
	4 Kleczka, Jerry ²	D	\$10,500	\$12,500	\$10,000	\$1,000	\$23,500
	5 Barrett, Thomas ²	D	\$0	\$500	\$0	\$0	\$500
	6 Petri, Thomas	R	\$500	\$0	\$0	\$0	\$0
	7 Obey, David ²	D	\$4,000	\$1,500	\$0	\$0	\$1,500
	8 Green, Mark	R	\$0	\$12,000	\$8,500	\$3,000	\$23,500
	9 Sensenbrenner, F. James	R	\$2,000	\$1,500	\$2,750	\$0	\$4,250
West Virginia							
Senator							
	Byrd, Robert ¹	D	\$0	\$0	\$3,000	\$0	\$3,000
	Rockefeller, John ¹	D	\$0	\$0	\$0	\$0	\$0
Representative							
	1 Mollohan, Alan	D	\$3,000	\$3,500	\$7,000	\$1,000	\$11,500
	2 Capito, Shelley Moore	R	\$0	\$0	\$0	\$0	\$0
	3 Rahall, Nick ²	D	\$5,500	\$4,500	\$7,500	\$1,000	\$13,000
Wyoming							
Senator							
	Enzi, Michael	R	\$0	\$0	\$0	\$0	\$0
	Thomas, Craig	R	\$0	\$0	\$12,000	\$0	\$12,000
Representative							
	Cubin, Barbara	R	\$9,000	\$9,500	\$11,000	\$3,500	\$24,000
Delegates							
Puerto Rico							
	Acevedo-vila, Anibal	D	\$500	\$0	\$0	\$0	\$0
American Samoa							
	Faleomavaega, Eni	D	\$0	\$0	\$0	\$0	\$0
District of Columbia							
	Norton, Eleanor Holmes	D	\$0	\$0	\$0	\$0	\$0
Guam							
	Underwood, Robert	D	\$0	\$0	\$0	\$0	\$0
Virgin Islands							
	Christian-Christensen, Donna	D	\$0	\$0	\$0	\$0	\$0

Campaign contributions are shown since 1995 in this Appendix in an effort to provide a broader picture from readily available data. The main text of the report looks only at totals since 1997 because including the 1995 to 1997 data would present campaign contribution data totals for two election cycles for some Senators but for only one election cycle for others.

¹ Returning Senator who supported the McCain comprehensive tobacco prevention bill.

² Returning Member of Congress who supported continued funding for the Department of Justice lawsuit against the tobacco industry.

APPENDIX B
TOBACCO PAC DONATIONS TO CHALLENGERS
JANUARY 1, 2001- JANUARY 1, 2002

Appendix A details the tobacco industry PAC contributions to current members of the House and Senate. As discussed in the main report, the tobacco industry also contributes to the campaign committees of Senate and House challengers. The following table is a detail of tobacco industry contributions to challengers thus far in the 2001-2002 election cycle.

CANDIDATE NAME	SEAT	PARTY	2001-2002 TOTAL
LINDSEY GRAHAM	CHALLENGER (SC-SEN)	R	\$11,500
CANDICE MILLER	CHALLENGER (MI-10)	R	\$3,000
NORM COLEMAN	CHALLENGER (MN-SEN)	R	\$3,000
ELIZABETH DOLE	CHALLENGER (NC-S)	R	\$2,000
JOHN THUNE	CHALLENGER (SD-SEN)	R	\$2,000
ADDISON "JOE" WILSON	CHALLENGER (SC-2)	R	\$1,000
WILLIAM CAHILL	CHALLENGER (RI -1)	R	\$500
TOTAL PAC 2001-2002			\$23,000