



## Campaign Contributions by Tobacco Interests Quarterly Report: January 2003

---

These quarterly reports provide regular, detailed updates of the tobacco industry's campaign contributions to sitting members of Congress, candidates for federal office, political parties, leadership PACs and other political action committees. Each issue also provides additional information on the tobacco companies' political influence, including new analyses of the correlation between these payments and the tobacco-related legislation that members of the U.S. Congress support.

### Quarterly Highlights

- Data reported so far in the 2001-2002 election cycle (from January 1, 2001 to January 3, 2003)<sup>1</sup> indicate the tobacco industry has given \$8,477,974 in soft and PAC money to federal candidates, political parties and other political action committees.
- Tobacco companies, along with tobacco company executives and employees, donated \$5,120,638 in soft money to the Democratic and Republican parties in the 2001-2002 election cycle. Eighty-one (81) percent of these soft money donations (\$4,148,750) went to Republican party committees and 19 percent of the soft money contributions (\$971,888) went to Democratic party committees. Nearly half of all soft money donations from tobacco companies came from Philip Morris.
- In the 2001-2002 election cycle to date, tobacco company PACs have donated \$2,375,154 directly to federal candidates, with 77 percent (\$1,818,344) of the total donations going to Republican candidates.
- So far in the 2001-2002 election cycle, tobacco PACs have donated \$996,682 to non-candidate committees, including Democratic and Republican party committees and leadership PACs established by individual members of Congress.
- Legislation was introduced in the 107th Congress to grant the U.S. Food and Drug Administration (FDA) authority to regulate tobacco products, including weak bills supported by Philip Morris, the nation's largest cigarette company, and opposed by the entire public health community. These bills may be reintroduced in the 108th Congress. In the House, the main sponsor of the bill supported by Philip Morris was Rep. Tom Davis (R-VA), former chair of the National Republican Congressional Committee, which has received more than \$2.6 million in hard and soft money donations from the tobacco industry since 1999. In the Senate, the main sponsor of the FDA bill supported by Philip Morris was new Senate Majority Leader Bill Frist (R-TN), former head of the National Republican Senatorial Committee, which has received more than \$2.3 million in hard and soft money donations from the tobacco industry since 1999.

---

<sup>1</sup> This report includes the most recent figures from the 2001-2002 election cycle and the two previous election cycles. All campaign contributions cited in this report are based on data released by the Federal Election Commission (FEC) on January 2, 2003. While the election cycle ended December 31, 2002, the full data are not available until the PACs file their Year-End reports with the FEC on January 31, 2003. Therefore, the contributions listed in this report for the 2001-2002 cycle are based on incomplete, partial-cycle data released by the FEC on January 2, 2003.

---

- At the close of the 107th Congress, there were 17 members of the House sponsoring the weak FDA bill (H.R. 2180) introduced by Rep. Davis (R-VA). A total of 127 members sponsored a much stronger FDA bill (H.R. 1097) introduced by Reps. Greg Ganske (R-IA), John Dingell (D-MI) and Henry Waxman (D-CA), and supported by major U.S. public health groups. Since 1999, the sponsors of the Davis bill supported by Philip Morris have received, on average, 20 times as much money from the tobacco industry as the sponsors of the bill supported by the public health community (average of \$12,707 vs. \$613 per sponsor).
- Three (3) members of the Senate sponsored the FDA regulation bill (S. 190) introduced by Sen. Frist (R-TN). Twenty-one (21) Senators sponsored a much stronger FDA bill (S. 2626) introduced by Senators Ted Kennedy (D-MA) and Mike Dewine (R-OH). The three sponsors of the Frist bill have received an average of \$1,000 in campaign contributions from the tobacco industry in the last three election cycles (1997-2002). In that same time period, the 21 sponsors of the Kennedy–Dewine bill have received an average of \$436 in campaign contributions from the tobacco industry.
- A total of 14 members of the House sponsored weak legislation to establish fire-resistant standards for cigarettes, H.R. 4981 and H.R. 5059, introduced by Rep. Cliff Stearns (R-FL) and Rep. Edolphus Towns (D-NY). Sixteen (16) members sponsored a stronger bill in the house, H.R. 4607, introduced by Rep. Ed Markey (D-MA) and Rep James Hansen (R-UT). A companion bill (S. 2317), introduced in the Senate by Sen. Richard Durbin (D-IL) and Sen. Sam Brownback (R-KS), had 9 sponsors. Altogether, the 14 sponsors of the Stearns and Towns legislation have received \$232,524 in tobacco campaign contributions and the 16 sponsors of the Markey-Hansen legislation have received a total of \$1500 since 1999. Therefore, the 14 sponsors of weak legislation opposed by the public health community have received, on average, 177 times as much money from the tobacco industry as the 16 representatives who are sponsoring the bill supported by the public health community (average of \$16,609 vs. \$94 per sponsor).
- Congress did not vote on any significant tobacco legislation this quarter.

All campaign contributions cited in this report are based on data released by the Federal Election Commission (FEC) on January 2, 2003. The Campaign for Tobacco-Free Kids Action Fund will issue the next quarterly report on campaign contributions by tobacco interests in April 2003. The April 2003 report will contain the final numbers for the 2001-2002 election cycle as well as the first contributions during the 2003-2004 election cycle.

### **Report Outline**

This report details many forms of contributions from tobacco interests, including:

- **Direct “hard money” contributions from political action committees (PACs) to elected officials and federal candidates.** Since current law prohibits corporations, such as the tobacco companies, from making direct contributions to political candidates out of their own corporate treasuries, the most direct way that tobacco companies contribute to federal candidates is through corporate-run PACs. Tobacco companies establish and administer these PACs in order to collect money from tobacco company executives, employees, and other individuals and committees wishing to promote the interests of the particular tobacco company or the tobacco industry. The tobacco PACs contribute directly to campaign committees in an effort to elect and defeat particular candidates. PAC contributions are referred to as “hard money” because they are regulated under federal election law, and candidates can use them for any legal campaign purpose. By law, PACs can contribute a maximum of \$5,000 per candidate per election (a candidate facing a primary and general election can receive up to \$10,000 from a PAC).

- **Unlimited “soft money” contributions to political parties and committees.** The Bipartisan Campaign Reform Act of 2002 (effective November 6, 2002) prohibits political parties and candidates from raising “soft money” – unlimited donations that corporations, labor unions and individuals made to political parties prior to implementation of the campaign finance reform law. Corporations such as tobacco companies made these soft money contributions directly from their corporate treasuries. This report details past soft money donations, including donations to the major party committees as well as contributions to committees affiliated with the major parties, such as dinner committees and other fundraising committees.
- **Contributions to non-candidate committees, including the leadership PACs increasingly utilized by politicians seeking favor with their colleagues.** In addition to contributing directly to candidate committees, tobacco PACs also contribute to non-candidate committees, primarily leadership PACs established by Members of Congress and other political leaders. Politicians establish leadership PACs as a way of raising money to help fund other candidates’ campaigns. These leadership PACs have a dual purpose: They allow contributors, like tobacco companies, to give more money to candidates, and they allow Senators and Representatives who establish these PACs to increase their political influence and power by delivering hard-money campaign contributions to other federal candidates. Tobacco PACs also contribute to committees affiliated with the Democratic and Republican parties and non-party committees. PACs can give up to \$15,000 annually to any national party committee and \$5,000 annually to any other PAC.

In addition to releasing the most current contribution figures from tobacco companies and their PACs, the quarterly reports also detail the ways in which the tobacco industry contributions appear to influence the political process, including examining the correlation between tobacco contributions, pending tobacco legislation, and recent congressional votes.

Reforms under the Bipartisan Campaign Reform Act of 2002 (the McCain-Feingold/Shays-Meehan bill) took effect on November 6, 2002. The Bipartisan Campaign Reform Act prohibits national political parties and federal candidates and officeholders from raising soft money, prohibits the use of corporate and union treasury money to fund broadcast ads that mention federal candidates and that are aired close to an election, and increases the limits for individual contributions to federal candidates.

This quarterly report's development and distribution is meant to provide information and analysis on the tobacco industry's extraordinary political influence, especially in regard to the U.S. Congress and the Federal Government. Toward this end, this report offers a range of information, including data on direct and indirect tobacco industry contributions to Members of Congress, other elected officials, and other candidates for elected office. Nothing in this report is meant in any way to endorse, support, or oppose the election of any candidate, or to indicate any support or opposition to any candidate's election by any of the sponsoring organizations.

## Overview

Since 1997, tobacco interests have given more than \$24.8 million in political donations to federal candidates, national parties and non-party political action committees. Republican candidates and committees have received 81 percent of the tobacco industry's contributions (\$20,159,929), and Democratic candidates and committees have received 18 percent of the industry's contributions (\$4,409,176).

The overall total includes \$7.1 million in PAC money to federal candidates and \$15.7 million in soft money donations to political parties. Tobacco company PACs have also donated nearly \$2 million to non-candidate committees since 1999, including party committees, leadership PACs and other non-party committees.

<b>CONTRIBUTIONS FROM TOBACCO INTERESTS</b>								
Election Cycle	PAC Contributions to Federal Candidates		Soft Money to Parties		PAC Contributions to Non-Candidate Committees			Total
	Democrats	Republicans	Democrats	Republicans	Democratic	Republican	Other Non-party	
1997-1998	\$647,421	\$1,691,581	\$837,219	\$4,611,483	-	-	-	\$7,787,704
1999-2000	\$635,488	\$1,743,301	\$558,500	\$4,649,297	\$105,850	\$742,041	\$128,850	\$8,563,327
2001-2002*	\$542,310	\$1,818,344	\$971,888	\$4,148,750	\$110,500	\$755,132	\$131,050	\$8,477,974
Total	\$1,825,219	\$5,253,226	\$2,367,607	\$13,409,530	\$216,350	\$1,497,173	\$259,900	\$24,829,005

***\*All of the figures for the 2001-2002 election cycle are based on incomplete, partial-cycle data released by the FEC on January 2, 2003.***

PAC Contributions to Federal Candidates include contributions to Democratic and Republican candidates for federal office. The table does not reflect contributions to independent candidates, which total \$38,250 since 1997 (\$14,500 in the 2001-2002 election cycle). The total reflects donations from the political action committees established by tobacco companies only and do not include personal contributions made by tobacco company executives and employees.

Soft Money to Parties reflects contributions made by individuals associated with individual tobacco companies as well as contributions from the corporate treasuries of the tobacco companies. Soft money contributions are compiled by the Center For Responsive Politics based on data downloaded from the FEC on January 13, 2003.

PAC Contributions to Non-Candidate Committees include donations from the political action committees established by tobacco companies only and do not include personal contributions made by tobacco company executives and employees.

The totals for the Democratic and Republican committees include party committees (national committees, state committees, and fundraising committees) and non-party committees identified as leadership PACs.

The total for other non-party committees includes donations to non-party committees that are not identified as leadership PACs. Data for PAC contributions to non-candidate committees in the 1997-1998 election cycle are not available.

## Tobacco PAC Money to Federal Candidates

Since 1997, the PACs established by tobacco companies have contributed more than \$7.1 million to candidates for federal office. The totals for the individual tobacco companies are from their political action committees only and do not include personal contributions made by tobacco company executives and employees. These contributions do include PAC donations to sitting members of Congress as well as challengers and former members of Congress. So far in the 2001-2002 election cycle, these PACs have contributed \$2,375,154 to federal candidates, with Republican candidates receiving more than three times the amount of contributions as Democratic candidates (\$1,818,344 vs. \$542,310).

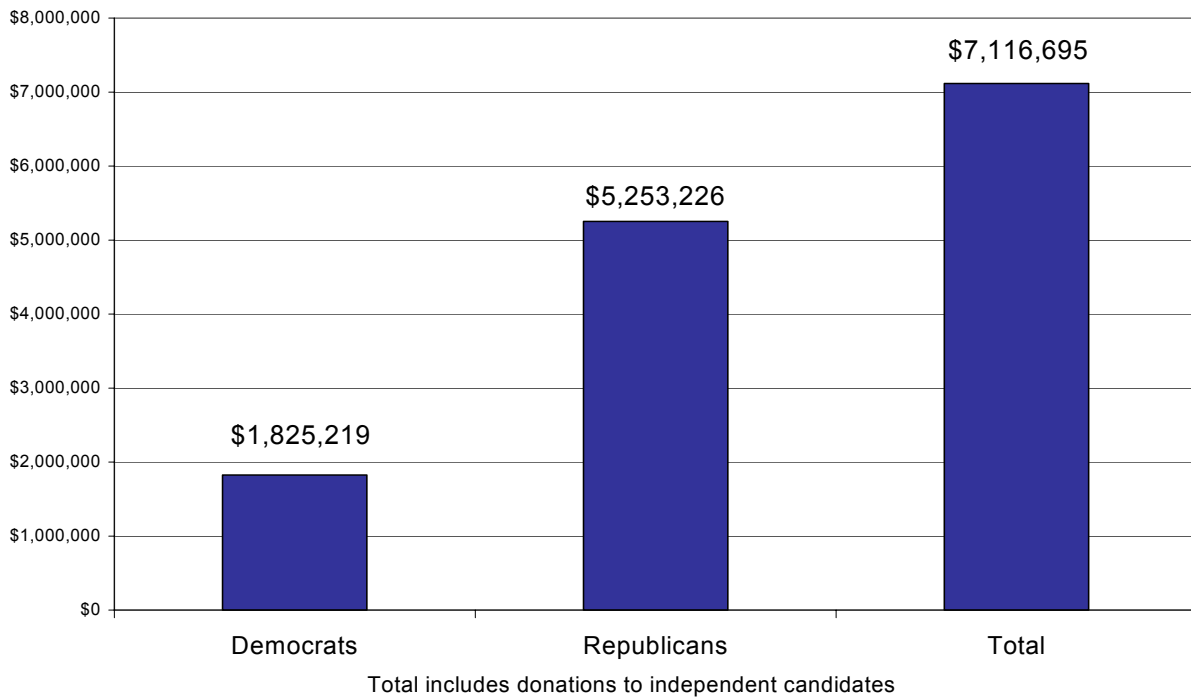
A detailed list of tobacco PAC contributions to all current members of Congress is available in Appendix A of this report. A list of tobacco PAC contributions to defeated challengers for federal office and former members of Congress who received tobacco industry contributions in the 2001-2002 election cycle is available in Appendix B of this report.

<b>TOP TOBACCO PAC CONTRIBUTIONS TO FEDERAL CANDIDATES</b>				
<b>January 1, 1997 – January 2, 2003 (partial cycle)</b>				
Tobacco PAC	2001-2002*	1999-2000	1997-1998	PAC Total
1. Philip Morris	\$870,500	\$867,157	\$794,533	\$2,532,190
2. RJ Reynolds	\$619,250	\$521,750	\$527,000	\$1,668,000
3. U.S. Smokeless Tobacco Co.	\$350,000	\$352,750	\$347,350	\$1,050,100
4. Brown & Williamson	\$239,324	\$362,550	\$350,821	\$952,695
5. Lorillard	\$91,100	\$83,050	\$60,500	\$234,650
6. Pinkerton Tobacco	\$40,495	\$48,750	\$48,250	\$137,495
7. Conwood Co./Asworth	\$55,000	\$45,955	\$31,500	\$132,455
8. Swisher	\$48,000	\$44,000	\$34,000	\$126,000
9. Tobacco Institute**	-----	-----	\$75,000	\$75,000
10. Dimon	\$14,000	\$23,500	\$16,000	\$53,500
11. Cigar PAC	\$16,860	\$19,974	\$15,200	\$52,034
12. Universal Leaf Tobacco Co.	\$15,000	\$11,800	\$9,000	\$35,800
13. American Wholesale Marketers Assn.	\$7,250	\$11,500	\$11,148	\$29,898
14. Standard Commercial Tobacco Co.	\$6,000	\$5,000	\$6,000	\$17,000
15. Smokeless Tobacco Council	\$375	\$1,803	\$10,700	\$12,878
16. Concerned Friends for Tobacco	\$2,000	\$2,000	\$3,000	\$7,000
<b>TOTAL</b>	<b>\$2,375,154</b>	<b>\$2,401,539</b>	<b>\$2,340,002</b>	<b>\$7,116,695</b>

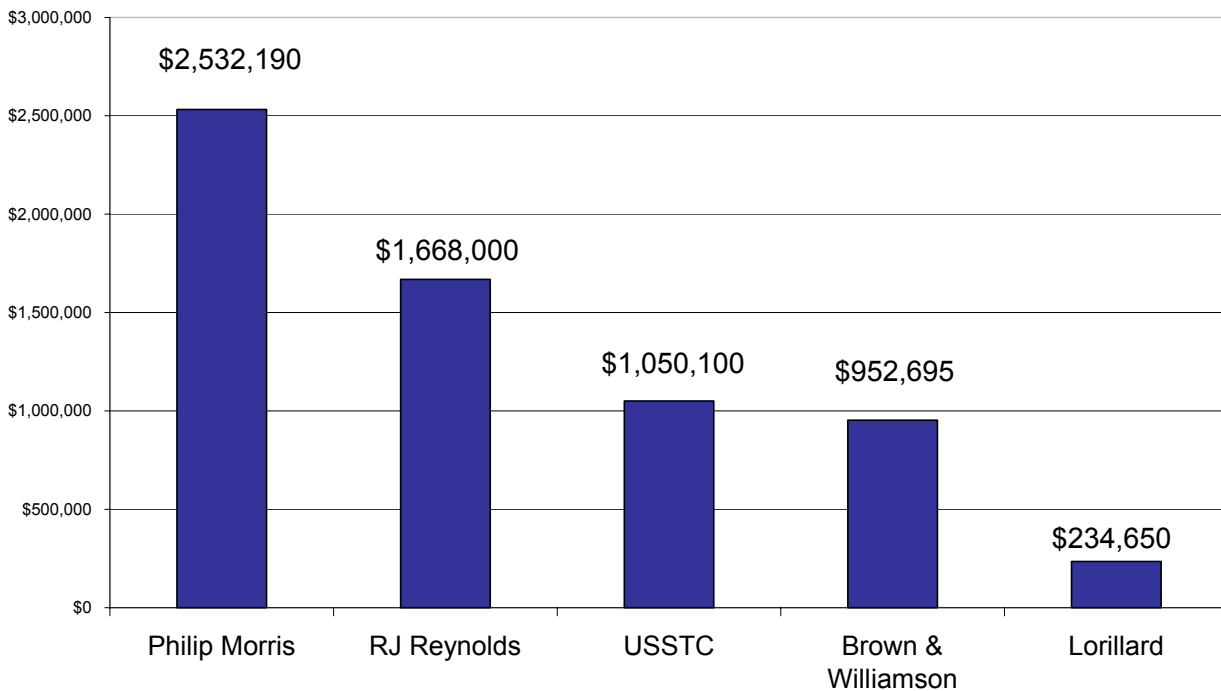
*\*All of the figures for the 2001-2002 election cycle are based on incomplete, partial-cycle data released by the FEC January 2, 2003. Table includes total contributions to Democratic, Republican, and independent federal candidates.*

*\*\* Disbanded as a result of the 1998 Master Settlement Agreement.*

### Tobacco PAC Contributions to Federal Candidates January 1, 1997 - January 2, 2003



### Tobacco PAC Contributions to Federal Candidates January 1, 1997 - January 2, 2003



## **Tobacco Soft Money Totals**

The recently enacted Bipartisan Campaign Reform Act of 2002 (the McCain-Feingold/Shays-Meehan bill) prohibits national political parties and federal candidates and officeholders from raising soft money. The new law also prohibits the use of corporate and union treasury money to fund broadcast ads that mention federal candidates and that are aired close to an election.

In previous years, the tobacco companies embraced the soft money loophole in the national campaign finance law to contribute millions of dollars to political parties. Between 1997 and the present, the tobacco industry has given more than \$15.7 million in soft money donations to the Democratic and Republican parties. Eighty-five (85) percent of the soft money donations went to the Republican party (\$13,409,530) and 15 percent went to the Democratic party (\$2,367,607). The soft money totals reflect contributions made by individuals associated with individual tobacco companies as well as official company contributions.

In the 2001-2002 election cycle, the tobacco industry gave more than \$5.1 million in soft money contributions – well over twice as much as the tobacco PACs gave in hard money.

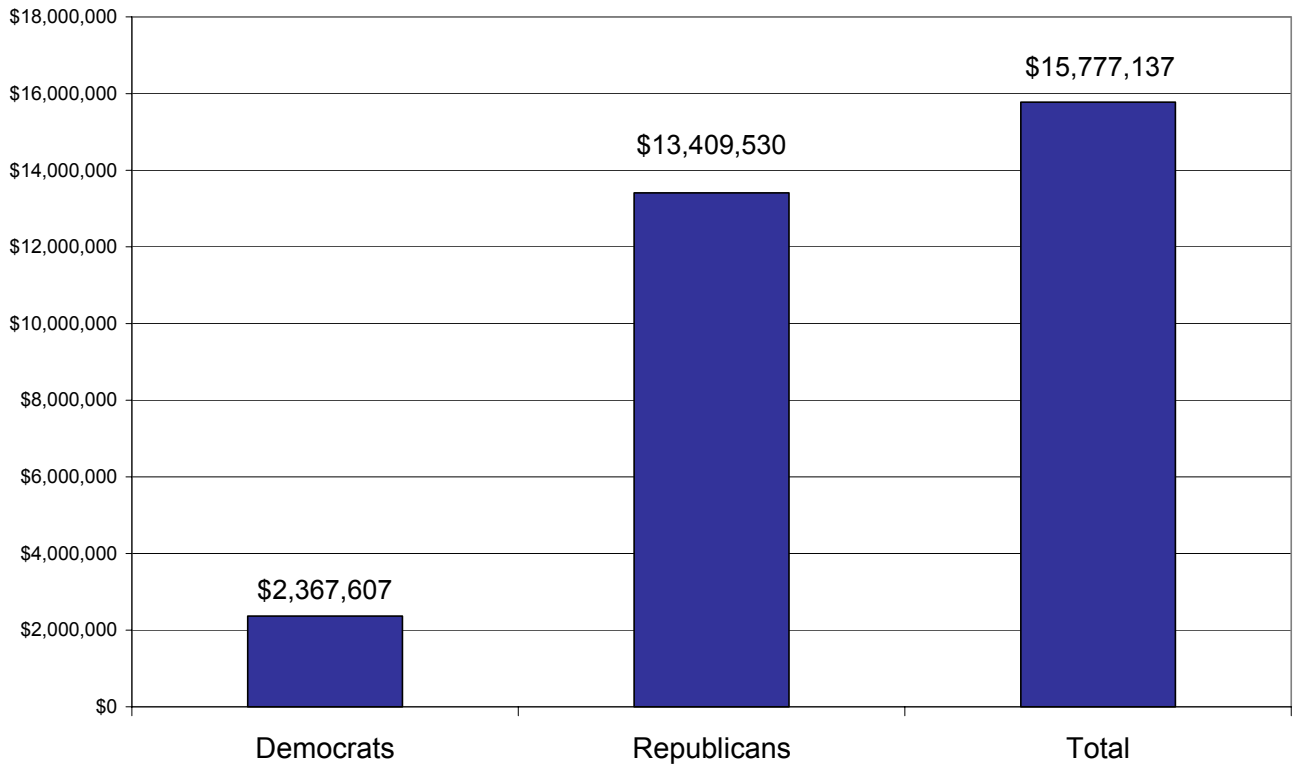
<b>SOFT MONEY CONTRIBUTIONS BY TOBACCO INTERESTS</b>				
<b>January 1, 1997 – January 13, 2003</b>				
	2001-2002*	1999-2000	1997-1998	Total
1. Philip Morris	\$2,476,001	\$2,373,040	\$2,446,316	\$7,295,357
2. U.S. Smokeless Tobacco Co.	\$851,879	\$1,041,570	\$426,592	\$2,320,041
3. RJ Reynolds	\$292,631	\$427,402	\$1,137,922	\$1,857,955
4. Brown & Williamson	\$334,964	\$609,080	\$559,250	\$1,503,294
5. Lorillard	\$355,333	\$227,630	\$55,000	\$637,963
6. Vector Group	\$446,000	\$65,000	\$0	\$511,000
7. Tobacco Institute**	\$0	\$0	\$459,750	\$459,750
8. Swisher	\$134,350	\$203,025	\$62,500	\$399,875
9. Conwood Company	\$129,980	\$119,150	\$58,572	\$307,702
10. Smokeless Tobacco Council	\$7,500	\$54,150	\$226,800	\$288,450
11. Cigar Association of America	\$60,000	\$35,150	\$1,000	\$96,150
12. Universal Leaf Tobacco Co.	\$25,000	\$45,000	\$15,000	\$85,000
13. American Wholesale Marketers	\$7,000	\$7,600	\$0	\$14,600
<b>Total</b>	<b>\$5,120,638</b>	<b>\$5,207,797</b>	<b>\$5,448,702</b>	<b>\$15,777,137</b>
*All of the figures for the 2001-2002 election cycle are based on data released by the FEC January 13, 2003. Soft money numbers are from the Center for Responsive Politics ( <a href="http://www.opensecrets.org/softmoney/index.asp">http://www.opensecrets.org/softmoney/index.asp</a> ). Soft money totals reflect contributions made by individuals associated with that organization as well as official company contributions.				
** Disbanded as a result of the 1998 Master Settlement Agreement.				

Philip Morris, the nation's largest tobacco company, has consistently been among the very largest soft money donors. The Center for Responsive Politics (CRP) recently issued a report detailing the 100 biggest contributors in American politics. Philip Morris is the second largest soft money donor since 1991 and the number one corporate soft money since 1991 according to the data in CRP's report.<sup>2</sup>

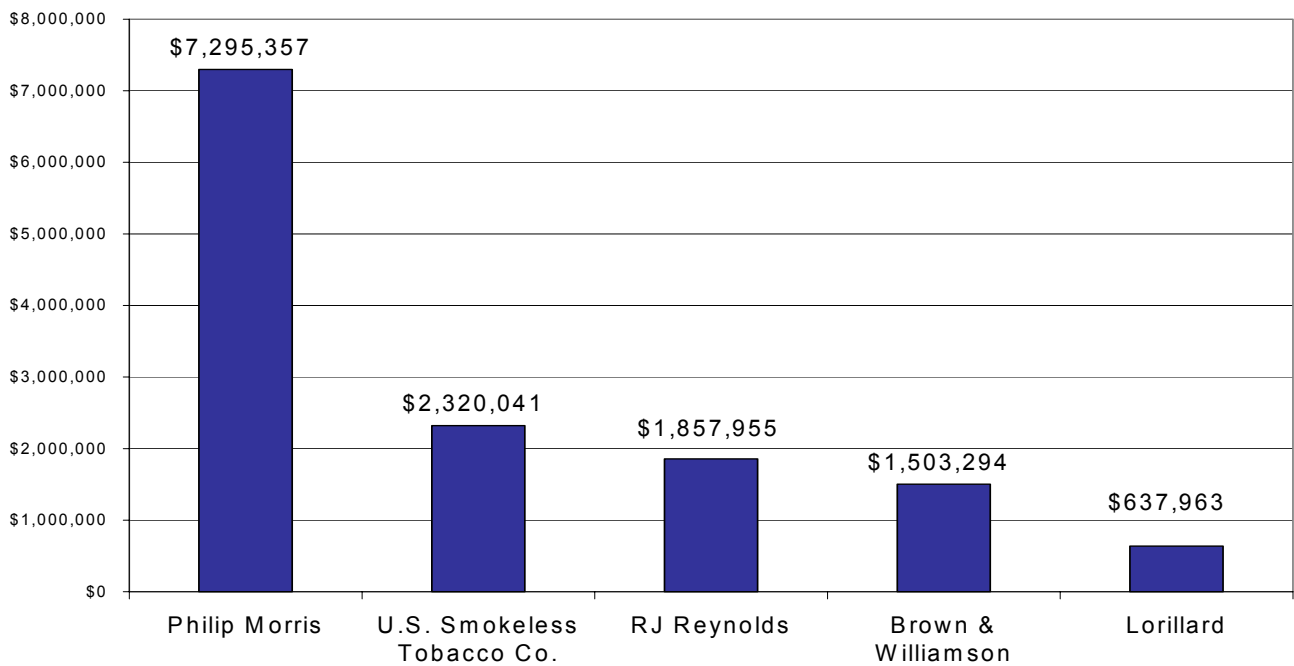
Since 1997, Philip Morris's soft money contributions total more than \$7.2 million. Other tobacco companies have been major soft money contributors as well. Since 1997, U.S. Smokeless Tobacco Company contributed \$2.3 million in soft money, R.J. Reynolds contributed more than \$1.8 million, and Brown & Williamson made soft money contributions totaling more than \$1.5 million.

<sup>2</sup> The Center for Responsive Politics report is available at (<http://www.opensecrets.org/orgs/index.asp>). Philip Morris is number six on CRP's time contributor list (number one among corporate donors), including both PAC and soft money contributions. Taking into account just soft money contributions, Philip Morris is the second largest soft money donor (number one corporate) in the CRP report.

**Tobacco Soft Money Contributions By Party**  
 January 1, 1997 - January 13, 2003



**Soft Money Contributions by Tobacco Interests**  
 January 1, 1997 - January 13, 2003



## Tobacco Money to Major Party Committees

The majority of soft money contributions from tobacco interests to national political parties (see table on page 7) were directed to the Republican and Democratic party committees. Nearly 94 percent of the \$15.7 million in soft money contributions made since 1997 went to these major party committees. The balance of the soft money contributions were made to other committees affiliated with the major parties, such as the 2001 President's Dinner Committee and other fundraising committees. The major party committees that receive the majority of soft money contributions from the tobacco industry are the Democratic Congressional Campaign Committee (DCCC), Democratic Senatorial Campaign Committee (DSCC), Democratic National Committee (DNC), National Republican Campaign Committee (NRCC), National Republican Senatorial Committee (NRSC) and the Republican National Committee (RNC). Tobacco interests, including tobacco companies, executives and employees, have donated more than \$14.8 million in soft money to the major party committees since 1997, with 84 percent going to Republican party committees.

### **SOFT MONEY CONTRIBUTIONS TO PARTY COMMITTEES** January 1, 1997 – January 13, 2003

	DCCC	DSCC	DNC	NRCC	NRSC	RNC	Total Dems	Total Repubs	TOTAL
1. Philip Morris	\$575,141	\$481,811	\$65,000	\$1,474,165	\$1,186,183	\$3,337,222	\$1,121,952	\$5,997,570	\$7,119,522
2. U.S. Smokeless Tobacco Co.	\$127,800	\$70,783	\$0	\$611,578	\$474,479	\$849,233	\$198,583	\$1,935,290	\$2,133,873
3. RJ Reynolds	\$127,800	\$69,772	\$0	\$484,638	\$373,150	\$722,595	\$197,572	\$1,580,383	\$1,777,955
4. Brown & Williamson	\$42,500	\$10,000	\$0	\$345,450	\$336,350	\$528,994	\$52,500	\$1,210,794	\$1,263,294
5. Lorillard	\$10,000	\$30,000	\$0	\$147,500	\$137,500	\$207,963	\$40,000	\$492,963	\$532,963
6. Vector	\$76,000	\$235,000	\$135,000	\$65,000	\$0	\$0	\$446,000	\$65,000	\$511,000
7. Tobacco Institute**	\$72,200	\$60,000	\$0	\$81,750	\$50,550	\$125,250	\$132,200	\$257,550	\$389,750
8. Swisher	\$138,500	\$0	\$0	\$98,625	\$75,000	\$47,750	\$138,500	\$221,375	\$359,875
9. Conwood Company	\$2,500	\$0	\$0	\$145,000	\$130,202	\$0	\$2,500	\$275,202	\$277,702
10. Smokeless Tobacco Council	\$36,800	\$0	\$0	\$108,150	\$80,000	\$13,500	\$36,800	\$201,650	\$238,450
11. Cigar Association of America	\$1,000	\$0	\$0	\$54,000	\$25,000	\$16,150	\$1,000	\$95,150	\$96,150
12. Universal Leaf	\$0	\$0	\$0	\$30,000	\$50,000	\$5,000	\$0	\$85,000	\$85,000
13. American Wholesale Marketers	\$0	\$0	\$0	\$7,100	\$0	\$7,500	\$0	\$14,600	\$14,600
<b>Total</b>	<b>\$1,210,241</b>	<b>\$957,366</b>	<b>\$200,000</b>	<b>\$3,652,956</b>	<b>\$2,918,414</b>	<b>\$5,861,157</b>	<b>\$2,367,607</b>	<b>\$12,432,527</b>	<b>\$14,800,134</b>

Totals include full data for the 1999-2000 cycle and partial data for the 2001-2002 election cycle (based on data released by the FEC on January 13, 2003).

\*\* Disbanded as a result of the 1998 Master Settlement Agreement.

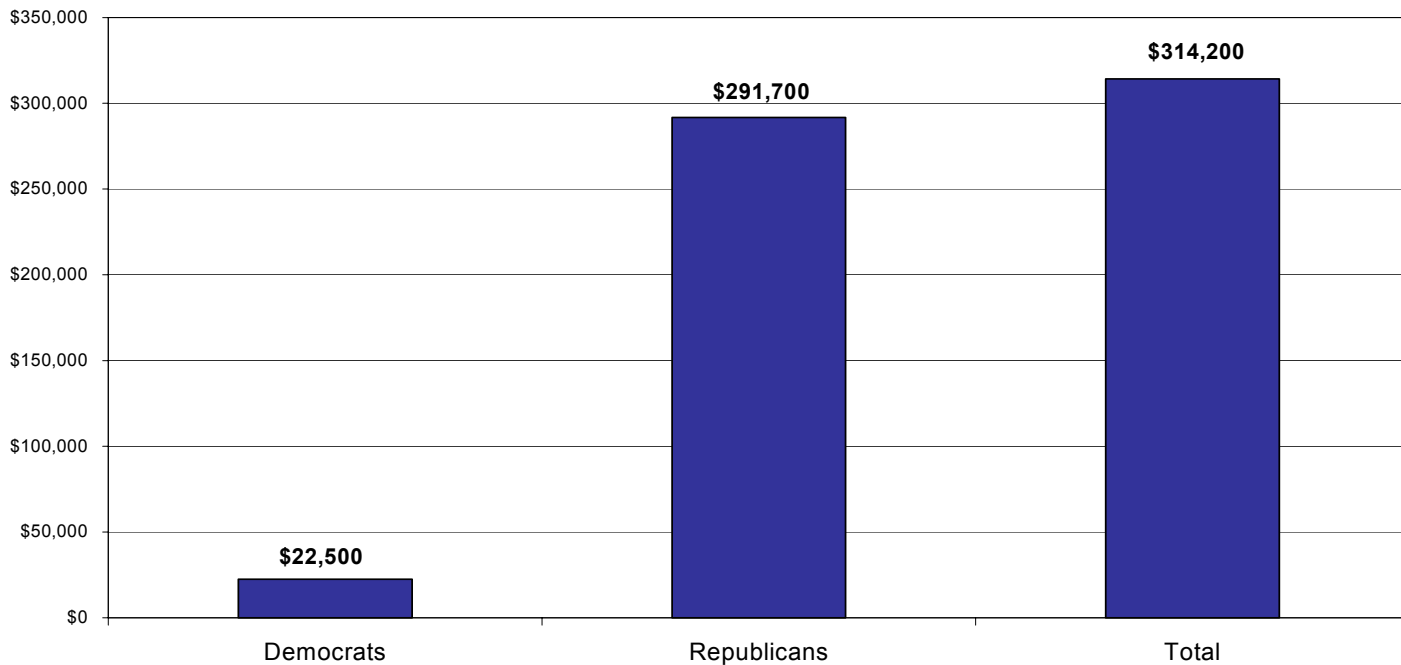
Tobacco interests also donate a significant amount of hard dollars to the major party committees through PAC contributions. Tobacco PACs have donated \$135,200 to party committees in the 2001-2002 election cycle (\$2,500 to Democratic party committees and \$132,700 to Republican party committees). The tobacco company totals in the following table are from their political action committees only and do not include personal contributions made by tobacco company executives and employees.

**TOBACCO PAC CONTRIBUTIONS TO PARTY COMMITTEES**  
**January 1, 1999 – January 2, 2003 (partial cycle)**

TOBACCO PAC	DNC	DCCC	DSCC	RNC	NRCC	NRSC	Total Dem	Total Repub	TOTAL
1. Philip Morris	\$0	\$10,000	\$7,500	\$0	\$30,000	\$45,000	\$17,500	\$75,000	\$92,500
2. RJ Reynolds	\$0	\$0	\$0	\$5,000	\$30,000	\$30,000	\$0	\$65,000	\$65,000
3. UST	\$0	\$0	\$0	\$15,000	\$20,000	\$20,000	\$0	\$55,000	\$55,000
4. Brown & Williamson	\$0	\$0	\$5,000	\$15,000	\$2,000	\$15,000	\$5,000	\$32,000	\$37,000
5. American Wholesale Marketers Association	\$0	\$0	\$0	\$500	\$26,200	\$0	\$0	\$26,700	\$26,700
6. Universal Leaf	\$0	\$0	\$0	\$15,000	\$0	\$0	\$0	\$15,000	\$15,000
7. Lorillard	\$0	\$0	\$0	\$0	\$5,000	\$5,000	\$0	\$10,000	\$10,000
8. Asworth Corporation	\$0	\$0	\$0	\$0	\$7,500	\$0	\$0	\$7,500	\$7,500
9. Dimon	\$0	\$0	\$0	\$0	\$2,000	\$0	\$0	\$2,000	\$2,000
10. Swisher	\$0	\$0	\$0	\$0	\$1,500	\$0	\$0	\$1,500	\$1,500
11. Cigar-PAC	\$0	\$0	\$0	\$0	\$1,000	\$0	\$0	\$1,000	\$1,000
12. Pinkerton Tobacco	\$0	\$0	\$0	\$0	\$1,000	\$0	\$0	\$1,000	\$1,000
13. Smokeless Tobacco Council	\$0	\$0	\$0	\$0	\$0	\$0	\$0	\$0	\$0
<b>Total</b>	<b>\$0</b>	<b>\$10,000</b>	<b>\$12,500</b>	<b>\$50,500</b>	<b>\$126,200</b>	<b>\$115,000</b>	<b>\$22,500</b>	<b>\$291,700</b>	<b>\$314,200</b>

*Totals include full data for the 1999-2000 cycle and partial data for the 2001-2002 election cycle (based on data released by the FEC on January 2, 2003).*

**Tobacco PAC Contributions To Party Committees**  
**January 1, 1999 - January 2, 2003 (partial cycle)**



## **Tobacco Money to Leadership PACs**

Members of Congress and other political leaders frequently establish PACs separate from their own re-election committees. While these PACs are designated as non-party committees by the FEC, members use these committees, commonly referred to as leadership PACs, to donate hard-money campaign contributions to other federal candidates.

For the purpose of this analysis, we define leadership PACs as those so identified by non-partisan organizations who track money in politics (such as the Center For Responsive Politics and Common Cause) or other public information sources (such as articles in *Roll Call*, *National Journal*, and other publications). These PACs may be affiliated with an individual Member of Congress or a group of members with a common agenda. Although a leadership PAC may be tied to a particular political party or chamber of Congress, these PACs can donate to any federal candidate or committee.

Detailed information on tobacco PAC contributions to leadership PACs are not available for the election cycles prior to 1999. Therefore, this section refers to contributions since 1999.

Since 1999, tobacco company PACs have donated more than \$1.2 million to leadership PACs. The totals for the individual tobacco companies are from their political action committees only and do not include personal contributions made by tobacco company executives and employees. So far in the 2001-2002 election cycle, tobacco PACs have contributed \$657,432 million to leadership PACs (\$87,000 to Democratic PACs and \$570,432 to Republican PACs).

<b>CONTRIBUTIONS TO LEADERSHIP PACS</b>			
<b>January 1, 1999 – January 2, 2003 (partial cycle)</b>			
TOBACCO PAC	Democratic	Republican	Total
1. U.S. Smokeless Tobacco Co.	\$71,500	\$256,000	\$327,500
2. RJ Reynolds	\$32,000	\$276,500	\$308,500
3. Philip Morris	\$29,500	\$257,500	\$287,000
4. Brown & Williamson	\$1,000	\$196,000	\$197,000
5. Swisher	\$23,500	\$71,000	\$94,500
6. Lorillard	\$4,500	\$11,500	\$16,000
7. Asworth Corporation	\$3,000	\$12,000	\$15,000
8. Cigar-PAC	\$500	\$10,300	\$10,800
9. American Wholesale Marketers	\$6,000	\$3,000	\$9,000
10. Universal Leaf Tobacco Company	\$0	\$6,000	\$6,000
11. Dimon	\$0	\$2,000	\$2,000
12. Pinkerton Tobacco	\$0	\$1,182	\$1,182
13. Smokeless Tobacco Council	\$0	\$491	\$491
Total	\$171,500	\$1,103,473	\$1,274,973

*Totals include full data for the 1999-2000 cycle and partial data for the 2001-2002 election cycle (based on data released by the FEC on January 2, 2003).*

Tobacco companies have seized the opportunity presented by leadership PACs to solidify and extend their influence. For example, since 1999, tobacco interests have given \$104,000 to the leadership PAC of Representative John Boehner (R-OH), chair of the Education and Workforce Committee, \$97,991 to the leadership PAC of Senator Don Nickles (R-OK), Chairman of the Senate Budget Committee, and \$79,500 to House Majority Leader Tom DeLay's (R-TX) leadership PAC.

**Recipients of Tobacco PAC Contributions Among Congressional Leadership PACs  
January 1, 1999 – January 2, 2003 (partial cycle)**

THE FREEDOM PROJECT	REP. JOHN BOEHNER	(R-OH)	\$104,000
REPUBLICAN MAJORITY FUND	SEN. DON NICKLES	(R-OK)	\$97,991
AMERICANS FOR A REPUBLICAN MAJORITY	REP. TOM DELAY	(R-TX)	\$79,500
COMMITTEE FOR THE PRESERVATION OF CAPITALISM	REP. JIM MCCRERY	(R-LA)	\$69,250
FREEDOM WORKS PAC	FORMER REP. DICK ARMEY	(R-TX)	\$65,000
NEW REPUBLICAN MAJORITY FUND	SEN. TRENT LOTT	(R-MS)	\$65,000
BLUE DOG PAC	REP. COLLIN PETERSON	(D-MN)	\$62,500
BAYOU LEADER PAC	REP. BILLY TAUZIN	(R-LA)	\$61,682
BLUEGRASS COMMITTEE	SEN. MITCH MCCONNELL	(R-KY)	\$53,000
NEXT CENTURY FUND	REP. WALTER JONES	(R-NC)	\$50,000
AMERICAN SUCCESS PAC	REP. DAVID DREIER	(R-CA)	\$43,000
RELY ON YOUR BELIEFS FUND	REP. ROY BLUNT	(R-MO)	\$43,000
LEADERSHIP PAC 2002	REP. MIKE OXLEY	(R-OH)	\$42,800
COMMON SENSE LEADERSHIP FUND	SEN. SAXBY CHAMBLISS	(R-GA)	\$39,500
AMERIPAC: THE FUND FOR A GREATER AMERICA	REP. STENY HOYER	(D-MD)	\$38,500
ALLIANCE FOR THE WEST	SEN. LARRY E. CRAIG	(R-ID)	\$25,500
AMERICA'S FOUNDATION	SEN. RICK SANTORUM	(R-PA)	\$24,000
FEDERAL VICTORY FUND	REP. TOM DAVIS	(R-VA)	\$21,500
AMERICAN RENEWAL PAC (GROWPAC)	FORMER REP. JC WATTS	(R-OK)	\$17,250
LONE STAR FUND	REP. MARTIN FROST	(D-TX)	\$16,000
TOGETHER FOR OUR MAJORITY	REP. TOM REYNOLDS	(R-NY)	\$15,000
FUND FOR A RESPONSIBLE FUTURE	FORMER REP. THOMAS BLILEY	(R-VA)	\$14,000
21ST CENTURY MAJORITY FUND	REP. JOHNNY ISAKSON	(R-GA)	\$13,000
AMERICA'S MAJORITY TRUST	REP. ROB PORTMAN	(R-OH)	\$13,000
FUND FOR A FREE MARKET AMERICA	REP. PHILIP CRANE	(R-IL)	\$12,500
FUTURE LEADERS PAC	REP. JERRY LEWIS	(R-CA)	\$10,500
SEARCHLIGHT LEADERSHIP FUND	SEN. HARRY REID	(D-NV)	\$10,500
PROMOTING REPUBLICANS YOU CAN ELECT PROJECT	REP. DEBORAH PRYCE	(R-OH)	\$9,500
GUMBO PAC	REP. CHRIS JOHN	(D-LA)	\$9,000
AMERICAN SPIRIT PAC	FORMER SEN. JESSE HELMS	(R-NC)	\$8,500
LEADERSHIP 21	REP. JOHN TANNER	(D-TN)	\$8,000
NATIONAL LEADERSHIP PAC	REP. CHARLES RANGEL	(D-NY)	\$8,000
SANDHILLS PAC	SEN. CHUCK HAGEL	(R-NE)	\$8,000
STORM CHASERS	REP. STEVE BUYER	(R-IN)	\$7,500
CONGRESSIONAL MAJORITY COMMITTEE	REP. BILL THOMAS	(R-CA)	\$7,000
SENATE VICTORY FUND PAC	SEN. THAD COCHRAN	(R-MS)	\$7,000
CAMPAC (CONTINUING A MAJORITY)	REP. DAVE CAMP	(R-MI)	\$6,500
AMERICAN DREAM PAC	REP. HENRY BONILLA	(R-TX)	\$6,250
CITIZENS FOR A COMPETITIVE AMERICA	SEN. ERNEST HOLLINGS	(D-SC)	\$6,000
FUND FOR AMERICAN OPPORTUNITY	FORMER SEN. SPENCER ABRAHAM	(R-MI)	\$5,000

- continued on next page -

## Recipients of Tobacco PAC Contributions Among Congressional Leadership PACs

- continued from previous page -

BATTLE BORN POLITICAL ACTION COMMITTEE	SEN. JOHN ENSIGN	(R-NV)	\$5,000
PIONEER PAC	REP. DAVID HOBSON	(R-OH)	\$5,000
VISION FOR AMERICA PAC	FORMER REP. TILLIE FOWLER	(R-FL)	\$5,000
DEFEND AMERICA PAC	SEN. RICHARD SHELBY	(R-AL)	\$4,500
GOOD GOVERNMENT FOR AMERICA	SEN. GEORGE ALLEN	(R-VA)	\$4,500
13TH COLONY LEADERSHIP COMMITTEE INC.	REP. JACK KINGSTON	(R-GA)	\$4,000
OHIO'S 17 STAR PAC	SEN. MIKE DEWINE	(R-OH)	\$3,500
CAT PAC	REP. JOHN DOOLITTLE	(R-CA)	\$3,000
HELP AMERICA'S LEADERS PAC	REP. HAROLD ROGERS	(R-KY)	\$3,000
CONGRESSIONAL BLACK CAUCUS PAC	VARIOUS MEMBERS		\$2,500
FUND FOR A CONSERVATIVE FUTURE	SEN. JAMES INHOFE	(R-OK)	\$2,500
MIDNIGHT SUN PAC	REP. DON YOUNG	(R-AK)	\$2,500
SALT PAC	CHIP SALTSMAN	(R PARTY CHAIR-TN)	\$2,500
VOLUNTEER PAC	SEN. BILL FRIST	(R-TN)	\$2,500
COMMITTEE FOR SOUTHWEST VIRGINIA	REP. RICK BOUCHER	(D-VA)	\$2,000
FRIENDS OF THE BIG SKY	SEN. CONRAD BURNS	(R-MT)	\$2,000
MAINSTREAM AMERICA PAC	SEN. JOHN BREAUX	(D-LA)	\$2,000
NEBRASKA LEADERSHIP PAC	SEN. BEN NELSON	(D-NE)	\$2,000
PEOPLE FOR ENTERPRISE, TRADE & ECONOMIC GROWTH	REP. PETE SESSIONS	(R-TX)	\$2,000
PASTOR'S PAC	REP. ED PASTOR	(D-AZ)	\$1,500
VICTORY PAC	REP. BILL YOUNG	(R-FL)	\$1,500
AMERICAN LIBERTY PAC	REP. BOB NEY	(R-OH)	\$1,000
BUILDING OUR LEADERSHIP DIVERSITY PAC	REP. JOE BACA	(D-CA)	\$1,000
DEMOCRACY BELIEVERS PAC	REP. LINCOLN DIAZ BALART	(R-FL)	\$1,000
KEEP OUR MAJORITY PAC	REP. DENNIS HASTERT	(R-IL)	\$1,000
KPAC	SEN. KAY BAILEY HUTCHISON	(R-TX)	\$1,000
NEW DEMOCRAT NETWORK	VARIOUS MEMBERS		\$1,000
RHODE ISLAND PAC	REP. PATRICK KENNEDY	(D-RI)	\$1,000
SENATE MAJORITY FUND	SEN. JON KYL	(R-AZ)	\$1,000
TITANS FUND	REP. HAROLD FORD JR.	(D-TN)	\$1,000
VALUE IN ELECTING WOMEN PAC	REP. DEBORAH PRYCE	(R-OH)	\$1,000
WASHINGTON FUND	REP. JENNIFER DUNN	(R-WA)	\$250
MAJORITY INITIATIVE TO KEEP ELECTING REPUBLICANS FUND	REP. MIKE ROGERS	(R-MI)	-\$2,000
<b>TOTAL</b>			<b>\$1,274,973</b>

*Totals include full data for the 1999-2000 cycle and partial data for the 2001-2002 election cycle (based on data released by the FEC on January 2, 2003).*

## Tobacco Money to Other Non-Party Committees

Detailed information on contributions to other non-party committees are not available for the election cycles prior to 1999. Since 1999, tobacco company PACs have donated \$259,900 to non-party committees that are not identified as leadership PACs. These non-party PACs can consist of industry committees or committees associated with a particular issue or ideology.

<b>RECIPIENTS OF PAC MONEY FROM TOBACCO PACS AMONG OTHER NON-PARTY COMMITTEES January 1, 1999 – January 2, 2003 (partial cycle)</b>	
KRAFT FOODS NORTH AMERICA	\$147,500
STIMSON LANE LTD PAC	\$36,550
INTERNATIONAL ICE CREAM ASSN, MILK INDUSTRY FEDERATION AND NATIONAL CHEESE INSTITUTE	\$10,000
NATIONAL ASSOCIATION OF CONVENIENCE STORES PAC	\$8,350
EDUCATION AND TECHNOLOGY PAC	\$6,000
WELPAC	\$6,000
AMERICAN MEAT INSTITUTE PAC	\$5,000
GROCERY MANUFACTURERS OF AMERICA PAC	\$5,000
MILLER BREWING COMPANY	\$4,000
NATIONAL BUSINESS AVIATION ASSOCIATION	\$4,000
WHITE MOUNTAN PAC	\$4,000
CONSERVATIVE NATIONAL COMMITTEE	\$3,000
KEYSTONE FUND	\$2,500
PAC '96	\$2,500
SMOKELESS TOBACCO COUNCIL	\$2,500
TEXANS FOR EXCELLENCE IN GOVERNMENT	\$2,500
LEASE PAC	\$2,000
AMERICAN BENEFITS COUNCIL	\$1,000
AMERICAN FROZEN FOOD INSTITUTE	\$1,000
CAMP & BARSH	\$1,000
HAWKEYE PAC	\$1,000
NATIONAL CONFECTIONEERS ASSOCIATION	\$1,000
NATIONAL RESTAURANT ASSOCIATION PAC	\$1,000
RECORDING INDUSTRY ASSOCIATION	\$1,000
TRUSTMARK INSURANCE COMPANY PAC	\$1,000
HUDSON VALLEY VICTORY FUND	\$500
<b>TOTAL</b>	<b>\$259,900</b>
<i>Totals include full data for the 1999-2000 cycle and partial data for the 2001-2002 election cycle (based on data released by the FEC on January 2, 2003).</i>	

Seventy-three (73) percent of tobacco PAC donations to other non-party committees are donations to affiliated organizations. Philip Morris's PAC transferred \$147,500 to the PAC operated by Kraft Foods and \$4,000 to the PAC operated by Miller Brewing Company (when it was a division of Philip Morris). U.S. Smokeless Tobacco Company transferred \$36,550 to the Stimson Lane Ltd PAC, which it lists as an affiliated group. There is no limit on the amount of money that can be transferred between affiliated PACs.

PACs established by affiliates of tobacco companies (such as the Kraft PAC) enable tobacco companies to provide contributions to candidates who do not want to be seen as accepting money directly from tobacco company PACs. The close relationships between these affiliated company PACs and the tobacco company PACs -- and their use to re-direct tobacco company funds -- is revealed when the tobacco company PAC makes direct contributions to the affiliated PAC (such as the \$147,500 in contributions made by the Philip Morris PAC to the Kraft PAC since 1999).

Since 1999, Philip Morris's contributions to other non-party committees total \$200,000 (including the donations to Kraft and Miller). Other tobacco companies have contributed to non-party committees as well. Since 1999, U.S. Smokeless Tobacco Company has contributed \$43,550, Brown & Williamson contributed \$8,000, and R.J. Reynolds has contributed \$5,500 to other non-party committees.

### **Tobacco Industry Contributions to 527 Groups**

"527 groups" are named after Section 527 of the Internal Revenue Code that covers political organizations. Sometimes referred to as "stealth PACs," 527s are political committees formed for the purpose of influencing elections, but cannot directly contribute to federal candidates or use words that expressly advocate someone's election or defeat.

The non-profit consumer group Public Citizen has released a series of reports on 527 groups, analyzing the contributions and expenditures of federal "politician 527s" and "non-politician 527s". According to Public Citizen, "politician 527s" generally served as soft money arms to leadership PACs and "non-politician 527s" promote issues or partisan orientations. The group notes that different types of 527 groups spend money in different ways. "Politician 527s" often spend their money to help local candidates, pay for staff and consultants and underwrite fundraising functions. "Non-politician 527 groups" use their funds to pay for "issue ads," direct mail, campaign organizers and polling.

The Bipartisan Campaign Reform Act of 2002, which went into effect November 6, 2002, prohibits "politician 527s" from raising or spending soft money. However, Public Citizen notes that "the staff and political operatives of these politicians will be able to set up such groups and politicians will be able to attend fundraiser events as long as they are not directly soliciting the funds. Non-politician 527s may still raise and spend soft money, except in relation to an 'electioneering communication' broadcast by the group within 60 days of a general election or 30 days of a primary election."

Public Citizen provides a searchable database of major contributors that allows users to query donors' names, industries, recipients (the 527 group) and amount contributed. According to the Public Citizen database, tobacco companies contributed more than \$1 million to 527 groups in the last two election cycles. More than half of those contributions came from Philip Morris (see table on page 16 for tobacco industry contributions to 527 groups).

The most recent report on contributions to 527 groups is available on the Public Citizen website at <http://www.citizen.org/articles.cfm?ID=8495>. Among other findings, the report notes that Philip Morris (6th overall) and U.S. Smokeless Tobacco Company (9th overall) are among the top corporate donors to leading 527 groups. House Majority Leader Tom Delay's (R-TX) ARMPAC was the top recipient of the tobacco company contributions.

<b>CONTRIBUTIONS TO 527 GROUPS BY TOBACCO INTERESTS</b>			
<b>January 1, 1999 – January 21, 2003</b>			
	2001-2002*	1999-2000	Total
1. Philip Morris	\$416,451	\$99,000	\$515,451
2. U.S. Smokeless Tobacco Co.	\$227,184	\$91,000	\$318,184
3. Vector Group	\$60,000	\$0	\$60,000
4. RJ Reynolds	\$52,205	\$0	\$52,205
5. Brown & Williamson	\$30,000	\$20,000	\$50,000
6. Swisher	\$34,058	\$5,000	\$39,058
7. Lorillard	\$22,000	\$5,000	\$27,000
8. Universal Leaf Tobacco Co.	\$5,000	\$0	\$5,000
9. Star Scientific	\$5,000	\$0	\$5,000
<b>Total</b>	<b>\$851,898</b>	<b>\$220,000</b>	<b>\$1,071,898</b>

\*All of the figures are based on numbers entered into the Public Citizen database (<http://www.citizen.org/congress/forms/527search.cfm>) by January 21, 2003.

### **Cigarette Company Lobbying**

In addition to their campaign contributions, the cigarette companies spend millions of dollars to lobby and influence members of the U.S. Congress. According to the most recently available figures, the major cigarette companies spend, on average, \$106,415 each legislative day on professional lobbying firms and in-house lobbyists.

<b>CIGARETTE COMPANY LOBBYING EXPENDITURES</b>				
<b>January 1, 1999 - June 30, 2001</b>				
CIGARETTE COMPANY	1999	2000	2001*	Total
1. Philip Morris	\$14,700,000	\$11,200,000	\$5,700,000*	\$31,600,000
2. Brown & Williamson	\$2,300,000	\$2,500,000	\$820,000*	\$5,620,000
3. RJ Reynolds	\$1,500,000	\$1,400,000	\$650,000*	\$3,550,000
4. Lorillard	\$1,100,000	\$1,400,000	\$1,000,000*	\$3,500,000
<b>TOTAL</b>	<b>\$19,601,999</b>	<b>\$16,502,000</b>	<b>\$8,170,000*</b>	<b>\$44,270,000</b>

\*The most recent lobbying figures available for 2001 are incomplete, partial-year expenditures (as of June 30, 2001). Source: Figures from U.S House and Senate lobbying reports, as detailed in the Richmond Times – Dispatch October 23, 2001.

The lobbying expenditures do not include expenses associated with creating and supporting grassroots lobbying efforts. To further support their direct lobbying efforts, the cigarette companies often work to get individual smokers or the owners or employees of tobacco-related businesses to contact their elected representatives in support of tobacco company positions.<sup>3</sup> Internal industry documents revealed in the state tobacco lawsuits show that as early as 1986 Philip Morris alone had a database of nearly three million smokers which it would use to generate letters and phone calls to members of Congress, governors, or other elected officials.<sup>4</sup>

<sup>3</sup> Mitchell, Alison, "The Influence Industry: A New Form of Lobbying Puts Public Face on Private Interest," *New York Times* (September 30, 1998).

<sup>4</sup> Nelson, Jack, Philip Morris USA Interoffice Memorandum to Guy L. Smith (April 15, 1986), PM document 2025858760, [www.pmdocs.com](http://www.pmdocs.com).

## **Tobacco Money and Tobacco Votes**

Several past congressional votes reveal a clear relationship between tobacco money and tobacco votes:

- In June 2000, the U.S. House of Representatives voted twice on whether to fund the U.S. Department of Justice lawsuit against the tobacco companies. On the first vote (June 19), the 207 House Members who voted to block funding for the lawsuit had taken, on average, five times as much tobacco PAC money in the previous two election cycles as the 197 who voted to continue funding (\$9,712 vs. \$1,750). On a subsequent vote (June 23), the 183 Members who voted to cut off funding had taken, on average, nearly seven times as much tobacco PAC money in the previous two cycles as the 215 Members who supported funding for the lawsuit (\$10,715 vs. \$1,539).
- The tobacco industry's biggest victory over public health policy was the June 1998 defeat in the U.S. Senate of comprehensive tobacco legislation sponsored by Senator John McCain (R-AZ). The bill was defeated by filibuster on June 17, 1998, three votes shy of the 60 votes necessary to end the filibuster. The 42 senators who voted to kill the McCain bill received, on average, nearly four times as much money from the tobacco industry in the two years before their last election as the 57 senators who supported the bill (\$17,902 vs. \$4,810, with one senator not voting).
- In 1997, the House and Senate voted on funding for enforcement of the FDA's initiative to prevent illegal tobacco sales to minors. In the Senate (September 3), the 28 senators who voted against funding for compliance checks received, on average, more than two and a half times the tobacco PAC contributions in the two years before their last election as the 70 senators who supported the funding (\$17,651 vs. \$6,840). In the House (July 24), the 248 Members voting against the funding had taken, on average, nearly five times as much tobacco PAC money in the previous cycle as the 177 Members who voted to fund the compliance checks (\$5,636 vs. \$1,142).

There have been no significant votes on tobacco policy since the October quarterly report. Legislation was introduced in the 107<sup>th</sup> Congress to grant the U.S. Food and Drug Administration (FDA) authority to regulate tobacco products, including weak bills supported by Philip Morris, the nation's largest tobacco company, and opposed by every major public health organization. These bills may be reintroduced in the 108<sup>th</sup> Congress.

In the Senate, the main sponsor of the weak FDA bill (S. 190) was new Senate Majority Leader Bill Frist (R-TN). While Senator Frist did not accept any tobacco PAC contributions for his re-election campaign, the National Republican Senatorial Committee, which Senator Frist chaired from 2000-2002, has accepted more than \$2.3 million dollars (hard and soft money contributions) from the tobacco industry since 1999. In the House, the main sponsor of the bill supported by Philip Morris (H.R. 2180) was Rep. Tom Davis (R-VA). Since 1999, Rep. Davis has accepted more than \$14,000 in tobacco PAC contributions for his re-election campaign. More importantly, while he was chair of the National Republican Congressional Committee, Davis helped raise more than \$2.6 million dollars (hard and soft money contributions) from the tobacco industry since 1999.

At the close of the 107<sup>th</sup> Congress, there were 17 members of the House sponsoring H.R. 2180, the weak FDA regulation bill supported by Philip Morris and introduced by Rep. Davis (R-VA). Public health groups support H.R. 1097, a bill introduced by Reps. Greg Ganske (R-IA), John Dingell (D-MI) and Henry Waxman (D-CA) that would grant the FDA meaningful, effective authority to regulate tobacco products.

Altogether, the 17 representatives who are sponsoring the Davis bill have received \$216,025 in tobacco campaign contributions since 1999, including \$142,000 from Philip Morris. Since 1999, the

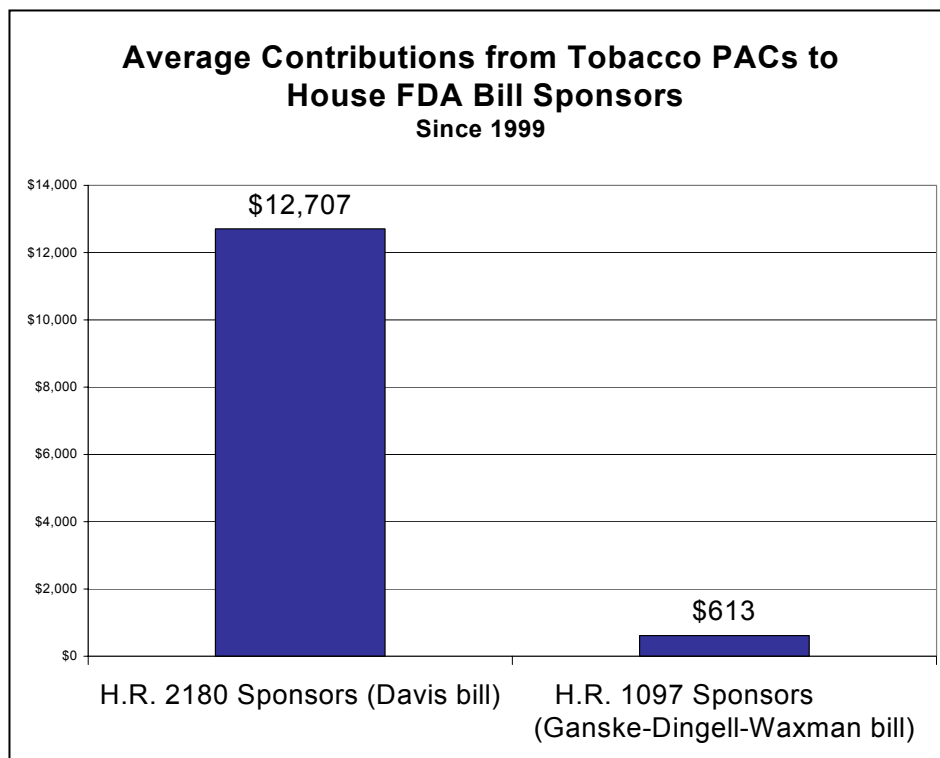
same 17 received, on average, 20 times as much money from the tobacco industry as the 127 representatives who sponsored the bill supported by the public health community (average of \$12,707 vs. \$613 per sponsor).

The three senators who sponsored the Frist bill have received an average of \$1,000 in tobacco industry contributions since 1997. The 21 senators who sponsored the stronger Kennedy-Dewine have received an average of \$436 in campaign contributions from the tobacco industry in that same time period.

The 107<sup>th</sup> Congress also worked on legislation that would establish fire-resistant standards in cigarettes that would prevent many cigarette-related fires and protect smokers and their families. H.R. 4607 introduced by Rep. Ed Markey (D-MA) and Rep. James Hansen (R-UT) and the companion bill in the Senate, S. 2317 introduced by Sen. Richard Durbin (D-IL) and Sen. Sam Brownback (R-KS) are being supported by the public health community. This legislation is known as the Joe Moakley Memorial Bill in memory of the late Rep. Moakley who fought for this legislation ever since a family in his district perished in a cigarette-caused fire in their home.

While Philip Morris has paid lip service to supporting this legislation, they asked their allies to introduce weak legislation in the House, H.R. 4981 and H.R. 5059, that would have preempted New York from implementing its law that established strong standards for fire safe cigarettes. H.R. 4981 and H.R. 5059, introduced by Rep. Cliff Stearns (R-FL) and Rep. Edolphus Towns (D-NY), would have preempted the law in New York and prevented future actions by other states. The New York State Office of Fire Prevention and Control published its proposed regulations on December 31, 2002. They must wait to issue final regulations until a period of public comment is complete and the state takes the necessary time to review and evaluate all comments.

Altogether, the 14 sponsors of the Stearns-Towns legislation have received \$232,524 in tobacco campaign contributions since 1999. Therefore, the 14 sponsors received, on average, 177 times as much money from the tobacco industry as the 16 representatives who are sponsoring the Markey – Hansen bill supported by the public health community (average of \$16,609 vs. \$94 per sponsor).



## **Additional Resources**

- The Federal Election Commission (FEC) (<http://www.fec.gov>). The FEC is the official source of federal campaign finance data. Information on donations to and from candidate committees, official political action committees (PACs), individual donations, soft money contributions, and political party committees is available through the FEC web site and the Washington DC office. Some state level data is available through the FEC at <http://www.fec.gov/pubrec/cfsdd.htm>. The combined federal/state disclosure and election directory identifies organizations and individuals at the state and national level who have a responsibility to disclose information on money in politics.
- Common Cause (<http://www.commoncause.org>) is an independent non-profit advocacy organization that focuses on campaign finance reform. Congressional member profiles with PAC contributions and soft money donations searchable by party, donor, and industry among other data are available from Common Cause. Common Cause has undertaken a study of tobacco contributions in several states, and has released reports on tobacco influence in California and Wisconsin.
- The Center for Responsive Politics (<http://www.opensecrets.org>) is a non-partisan, non-profit research group that tracks money in politics and its effect on elections and public policy. This web page includes most of the data available at the FEC but in a more user friendly format. Searches can be done by industry (<http://www.opensecrets.org/industries/index.asp>), candidate, contributor, soft money, and political party. The Center for Responsive Politics also does industry and donor ranks. Select state level data is available at <http://www.opensecrets.org/states/index.asp>.
- The Campaign for Tobacco Free Kids / Common Cause / American Heart Association / American Lung Association March 2001 report "Buying Influence - Selling Death Report" explains how the tobacco industry's campaign contributions harm public health policies. (<http://tobaccofreekids.org/reports/influence/>).
- Public Citizen (<http://www.citizen.org>) has a variety of tobacco-related information available through its internal search engine. Available information includes a searchable database of contributions to 527 groups, lobbying statistics and background information on campaign finance reform.
- Campaign Finance Information Center ([www.campaignfinance.org](http://www.campaignfinance.org)) provides a searchable database and links to state level campaign finance information. The Center has information on most states and some federal data is available.
- The University of California - San Francisco web site contains state reports on tobacco industry political activity, (<http://www.library.ucsf.edu/tobacco/state.html>) that provide an in-depth look at the tobacco industry's political activities and the influence on state level policies.
- The Center for Public Integrity provides information on how to access state records and reveals the limitations of state disclosure laws <http://www.public-i.org/>
- National Institute on Money in State Politics (<http://www.followthemoney.org/>) is another database of state level campaign finance data. States are searchable by candidate or contributor.